


Product Series :	GSFT	Brand :	GOTREND
File Version :	GSFT-SERIES-V1R6	Editor :	Yinghui Guo
Established Date :	2023.05.19	Description :	High Current Inductor
Latest Edit Date :	2024.03.15	Product Type :	<input checked="" type="checkbox"/> Standard <input type="checkbox"/> Customize


REMINDERS

- ◆ Product information in this catalog is subject to change without notice, and is for reference only. Therefore, please contact GOTREND Technology to check for the latest information before practical application or usage of the products.
- ◆ This catalog contains only typical specifications, please contact GOTREND Technology for further details if you can not find special components or information you need in this catalogue. Please also approve our product specifications or transact the approval sheet for product specifications before ordering.
- ◆ This catalogue only applies to products purchased through GOTREND Technology or its official agencies. This catalogue does not apply to products that are purchased through other third parties.
- ◆ Please read Attention and CAUTION note (for storage, operating, rating, soldering, mounting and handling) in this catalog to ensure product proper usage.
- ◆ GOTREND Technology is not responsible for issues that occur related to the intellectual property rights or other rights of our company or a third party when you use a product listed in this catalog. GOTREND Technology do not grant license of these rights.
- ◆ Information and data provided in the brochure can and do vary in different applications, and actual performance may vary over time.
- ◆ "Delivery Specification" illustrating precautions for the specifications and safety of each product listed in this catalog is available and we strongly recommend to provide these delivery specifications with customers that use these products.
- ◆ For exporting of product in this catalog, please take note it may be a restricted item according to the "Foreign Exchange and Foreign Trade Control Law". In such cases, it is necessary to acquire export permission in accordance to this law.
- ◆ Any reproduction or extraction of the contents in this catalog is prohibited without prior permission from GOTREND Technology.
- ◆ Products listed in this catalog are intended for general electronic device usage under normal operation and use condition including telecommunication equipment, home appliances, sports equipment AV equipment, industrial machine, office equipment etc. Please take note that our products are not designed, intended or authorized for use in below mentioned applications unless explicitly agreed in writing between the parties to avoid product failure that could result in situation where personal injury or death could occur.

- (1) Aerospace/Aviation equipment
- (2) Atomic energy-related equipment
- (3) Disaster prevention/crime prevention equipment
- (4) Electric heating apparatus, burning equipment
- (5) Medical equipment
- (6) Military equipment
- (7) Power-generation control equipment
- (8) Public information-processing equipment
- (9) Safety equipment
- (10) Seabed equipment
- (11) Transportation control equipment
- (12) Transportation equipment (cars, electric trains, ships, etc.)
- (13) Other applications that are not considered general-purpose applications

- ◆ Our manufacturing sites fully compliance with requirement regarding the quality management system in the automotive industry under the IATF 16949 standard. GOTREND Technology respect individual agreements with reference to customer requirements and customer specific requirements (CSR). We will like to emphasize that only requirements mutually agreed upon will in implemented in our Quality Management System taking into consideration that IATF 16949 may appear to support the acceptance of unilateral requirements. We will only legally bind to this individually agreed upon agreement under the IATF 16949 standard.


- ◆ The product itself is a powder metallurgy product, so the structure is relatively fragile, and it should not be used for products that are easy to fall. In addition, when this product is assembled, it should avoid collision with the tool or mechanism shell. 

- ◆ It is not recommended to use hot air gun for disassembling of this product. When using of hot air gun to repair other parts, please also take note that long time or high temperature exposure of this product will also damage the inductance device. If you need to use the hot air gun to disassemble the product, it is recommended to adjust the hot air gun temperature to 380 deg.C±5 deg.C. The blower head of the hot air gun should be perpendicular and at least 1cm away from the product. After heating the product to the tin material melting point, use tweezers to remove the product from the PCB. 

Product Series :	GSFT	Brand :	GOTREND
File Version :	GSFT-SERIES-V1R6	Editor :	Yinghui Guo
Established Date :	2023.05.19	Description :	High Current Inductor
Latest Edit Date :	2024.03.15	Product Type :	<input checked="" type="checkbox"/> Standard <input type="checkbox"/> Customize

Features & Application :

- * High performance (Isat) realized by metal dust core.
- * Low loss realized with low DCR
- * Capable of corresponsing high frequency
- * 100% lead (Pb) free meet RoHS standard
- * DC / DC converter for CPU in Notebook PC



(Picture for reference only)

Part No. Example :

PN	:	GSFT	201610	P	-	1R0	<input type="checkbox"/>
-----		-----	-----	---		-----	---
ID	:	1	2	3		4	5
1	:	GOTREND Series : GSFT					
2	:	Type Size Code : 201610 = 2.0 x 1.6 x 0.8 mm					
3	:	P = Pb free < 1000 ppm					
4	:	[L] Value : Inductance 1R0 = 1.0 uH					
5	:	[N] Tolerance : M = +/-20% , N = +/-30%					

Basic Information :

Made in	Taiwan / China
Pin Foot	SMD
Shielding	Yes
J-STD-020	MSL Level 1
RoHS	Compliant
REACH	Compliant
Halogen	Free

Operating & Storage Condition :

- * Operating Temp -40 ~ +125 °C (Including self - temperature rise)
- * Storage Temp 1. -10 ~ +40 °C , 50 ~ 60% RH (Product with taping)
2. -40 ~ +125 °C (On board)
- * Storage Life Time 6 Month (Less than 40°C and 60% RH)

Attention & Caution :

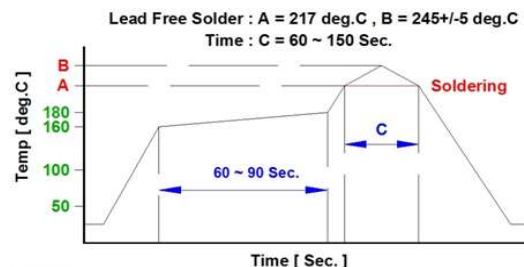
- * Keep out of Splashing water or salt water
- * Avoid Toxic Gas (Hydrogen sulfide, Sulfurous acid, Chlorine, Ammonia)
- * Avoid Vibrations or shocks which exceed the specified condition
- * Avoid Dew condense
- * Avoid Layout near the edge of PCB
- * Avoid Over flexure after SMT mounting & PCBA
- * Pin foot or SMD pad solderability: Pb free type is best within 6 months after delivery
- * Humidity sensitive , IPC/JEDEC J-STD-020 MSL if over Level 1, recommend bake 30mins@150 degree before PCBA
- * Caution for human life relative applications : PLS contact & consult with GOTREND team in design stage.



Test Condition :

- * Equipment HP4284A , HP42841A - L , Q , DCR , IDC
HP8753D Network analyzer - SRF
- * Standard Atmosphere Conditions:
Ambient Temperature 20 ± 15 °C
Humidity RH 65 ± 20%
- * If there may be any doubt on the test result ,
Measurement shall be made within the following limits:
Ambient Temperature 25 ± 5 °C
Humidity RH 75 ± 10%

Recommend IR Reflow Curve : GTX-IR-FILE001



Notice : Iron Soldering , Solder < 30 Watt ,
Direct touch the terminal x 3 Sec. Max. @ 350 deg.C

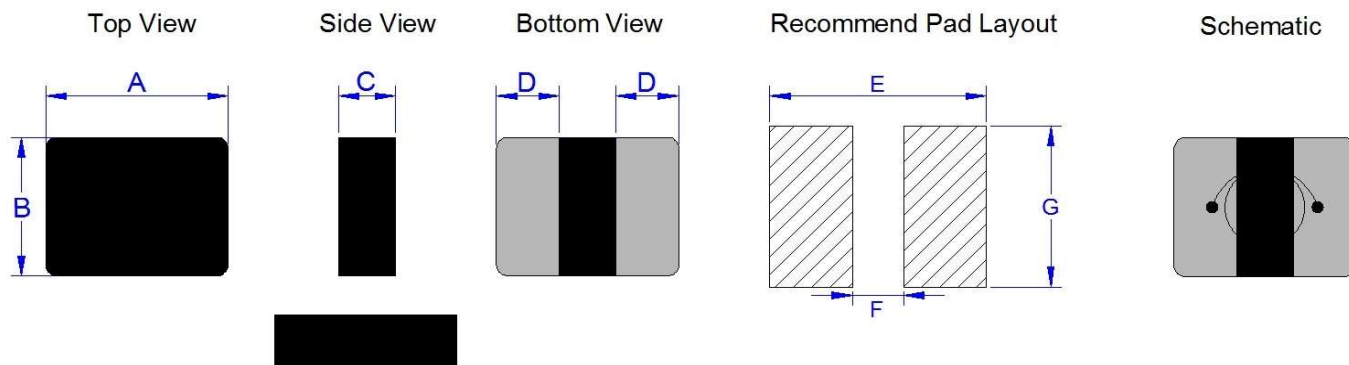
Product Series :	GSFT	Brand :	GOTREND
File Version :	GSFT-SERIES-V1R6	Editor :	Yinghui Guo
Established Date :	2023.05.19	Description :	High Current Inductor
Latest Edit Date :	2024.03.15	Product Type :	<input checked="" type="checkbox"/> Standard <input type="checkbox"/> Customize

SMD Power Inductor - GSFT Series Type										
Image	Part Name	L (mm) Typ.	W (mm) Typ.	H (mm) Typ.	Inductance Range (uH) M=+/-20% , N=+/-30%		DCR (m Ohm) Max.	Isat (A) Max.	Irms (A) Max.	Page
	GSFT141265PH	1.4	1.2	0.65	0.47		35.0 ~ 42.0	3.1 ~ 3.4	2.7 ~ 3.0	5
	GSFT141208PH	1.4	1.2	0.8	0.33		23.0 ~ 35.0	4.2 ~ 5.3	3.3 ~ 4.0	6
	GSFT160808PH	1.6	0.8	0.8	0.22		33.0 ~ 200.0	2.6 ~ 5.5	1.8 ~ 3.4	7 ~ 8
	GSFT201208PH	2.0	1.2	0.8	0.47		34.0 ~ 185.0	2.1 ~ 5.0	1.5 ~ 3.1	9 ~ 10
	GSFT201210PH	2.0	1.2	1.0	0.1		8.0 ~ 150.0	2.4 ~ 8.5	1.7 ~ 7.5	11 ~ 13
	GSFT201608PH	2.0	1.6	0.8	0.24		14.0 ~ 140.0	2.4 ~ 6.0	2.0 ~ 6.5	14 ~ 15
	GSFT201610PH	2.0	1.6	1.0	0.1		8.0 ~ 220.0	1.8 ~ 9.0	1.4 ~ 8.5	16 ~ 18
	GSFT201610P	2.0	1.6	1.0	0.22		10.5 ~ 150.0	2.45 ~ 8.0	2.0 ~ 7.0	19 ~ 21
	GSFT201612P	2.0	1.6	1.0	0.22		10.0 ~ 126.0	2.5 ~ 8.0	2.1 ~ 7.0	22 ~ 23
	GSFT252010PH	2.5	2.0	1.0	0.33		13.0 ~ 520.0	1.4 ~ 7.6	1.1 ~ 6.6	24 ~ 26
	GSFT252010P	2.5	2.0	1.0	0.22		12.0 ~ 156.0	1.8 ~ 7.7	1.7 ~ 7.2	27 ~ 28
	GSFT252012PH	2.5	2.0	1.2	0.1		4.0 ~ 400.0	1.45 ~ 12.0	1.05 ~ 12.0	29 ~ 31
	GSFT252012P	2.5	2.0	1.2	0.15		8.0 ~ 204.0	2.5 ~ 11.0	1.8 ~ 9.0	32 ~ 34
	GSFT3012PL	3.1	3.2	1.0	0.68		14.5 ~ 16.0	7.0 ~ 7.7	6.8 ~ 7.5	35
	GSFT322510P	3.2	2.5	1.0	0.33		15.0 ~ 172.0	1.9 ~ 8.0	1.7 ~ 7.0	36 ~ 37
	GSFT322512P	3.2	2.5	1.2	0.15		6.5 ~ 146.0	2.4 ~ 11.0	1.9 ~ 10.1	38 ~ 40
	GSFT322512PH	3.2	2.5	1.2	0.22		7.4 ~ 135.0	2.5 ~ 9.3	2.0 ~ 9.5	41 ~ 42
	GSFT322520P	3.2	2.5	2.0	0.33		8.0 ~ 98.0	2.9 ~ 11.0	2.4 ~ 8.5	43 ~ 44
	GSFT353220PL	3.5	3.2	1.8	0.15		4.2 ~ 160	2.2 ~ 15.0	2.6 ~ 15.0	45 ~ 46
	GSFT4012P	4.1	4.1	1.2	2.2		40.0 ~ 100.0	3.0 ~ 5.5	2.8 ~ 5.0	47 ~ 48
	GSFT4020PL	4.1	4.1	2.0	0.47		3.6 ~ 9.5	2.5 ~ 13.0	7.5 ~ 13.2	49 ~ 50
	GSFT4020PS	4.1	4.1	2.0	0.1		1.6 ~ 46.0	4.5 ~ 32.0	5.0 ~ 30.5	51 ~ 53
	GSFT4030PS	4.2	4.2	3.0	3.3		17.2 ~ 32.4	5.1 ~ 7.5	5.9 ~ 10.0	54
	GSFT5030PS	5.5	5.3	3.0	0.15		0.74 ~ 16.2	8.5 ~ 45.0	8.5 ~ 35.0	55 ~ 56

Product Series : GSFT	Brand : GOTREND
File Version : GSFT-SERIES-V1R6	Editor : Yinghui Guo
Established Date : 2023.05.19	Description : High Current Inductor
Latest Edit Date : 2024.03.15	Product Type : <input checked="" type="checkbox"/> Standard <input type="checkbox"/> Customize

GSFT141265PH-SERIES

Dimension [mm] :



Size Code	A (+/-0.3)	B (+/-0.3)	C (+/-0.1)	D (+/-0.3)	E (Ref.)	F (Ref.)	G (Ref.)
141265PH	1.4	1.2	0.55	0.45	1.7	0.3	1.5

Electrical Characteristics :

Part No.	Inductance (uH)	Inductance Tolerance	DCR (m Ohm)		Isat (A)		Irms (A)	
			Typ.	Max.	Typ.	Max.	Typ.	Max.
GSFT141265PH-R47M	0.47	M	35.0	42.0	3.4	3.1	3.0	2.7

* **Test Condition :** @1MHz , 1.0Vrms , 25°C Ambient

* **Inductance Tolerance :** M = +/-20%

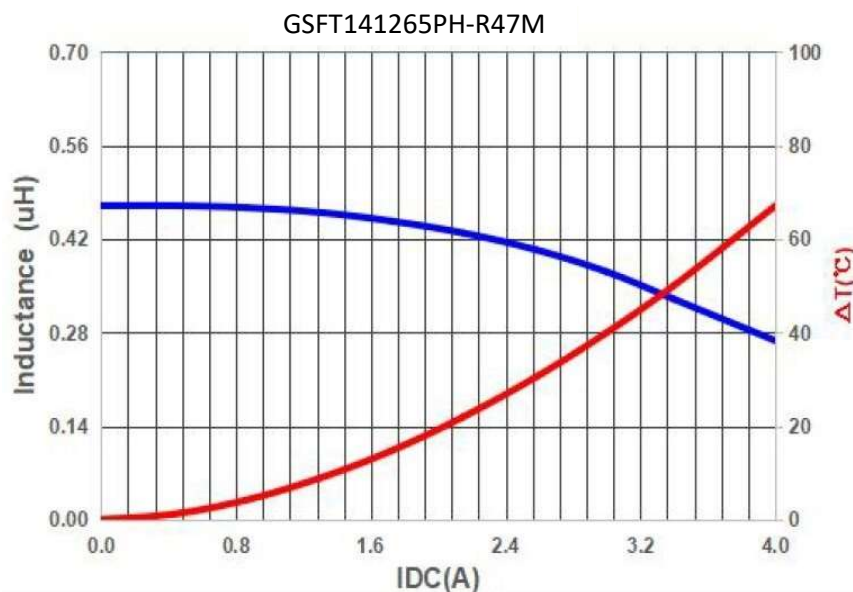
* **Irms :** Rated Current Loading when temperature rise approximately ΔT of 40°C

* **Isat :** Saturated Current measured at the point of L drop approximately 30%

* **The part temperature (ambient + temp rise):** should not exceed 125°C under worst case operating conditions. Circuit design, component, PCB trace size and thickness, airflow and other cooling provisions all affect the part temperature. Part temperature should be verified in the end application.

* **Rated voltage 25V DC:** The application of voltage depends on many factors, Over voltage may cause components failure, high temperature, and burn-out, User needs to verify for appropriate usage.

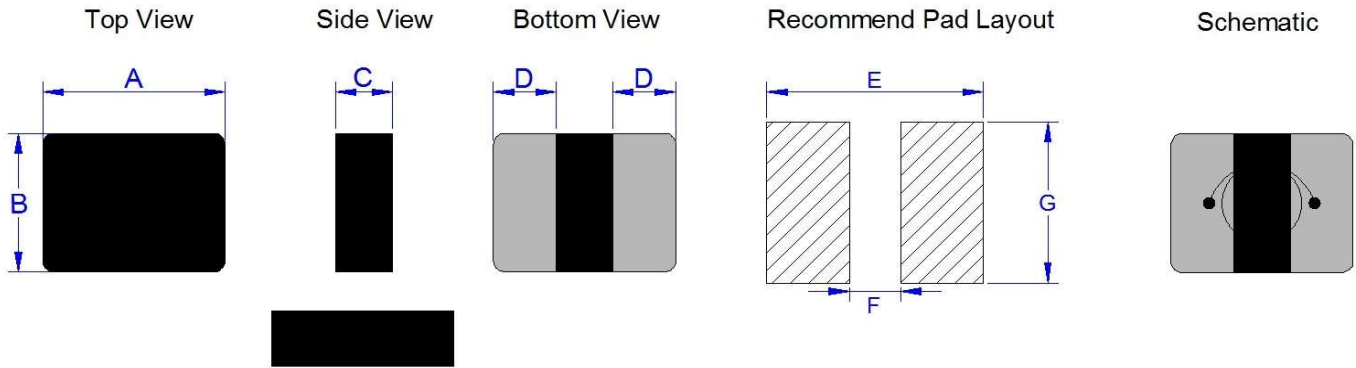
Typical Performance Curves :



Product Series : GSFT	Brand : GOTREND
File Version : GSFT-SERIES-V1R6	Editor : Yinghui Guo
Established Date : 2023.05.19	Description : High Current Inductor
Latest Edit Date : 2024.03.15	Product Type : <input checked="" type="checkbox"/> Standard <input type="checkbox"/> Customize

GSFT141208PH-SERIES

Dimension [mm] :



Size Code	A (+/-0.3)	B (+/-0.3)	C (+/-0.1)	D (+/-0.3)	E (Ref.)	F (Ref.)	G (Ref.)
141208PH	1.4	1.2	0.7	0.45	1.7	0.3	1.5

Electrical Characteristics :

Part No.	Inductance (uH)	Inductance Tolerance	DCR (m Ohm)		Isat (A)		Irms (A)	
			Typ.	Max.	Typ.	Max.	Typ.	Max.
GSFT141208PH-R33M	0.33	M	23.0	28.0	5.3	5.0	4.0	3.5
GSFT141208PH-R47M	0.47	M	29.0	35.0	4.6	4.2	3.8	3.3

* **Test Condition :** @1MHz , 1.0Vrms , 25°C Ambient

* **Inductance Tolerance :** M = +/-20%

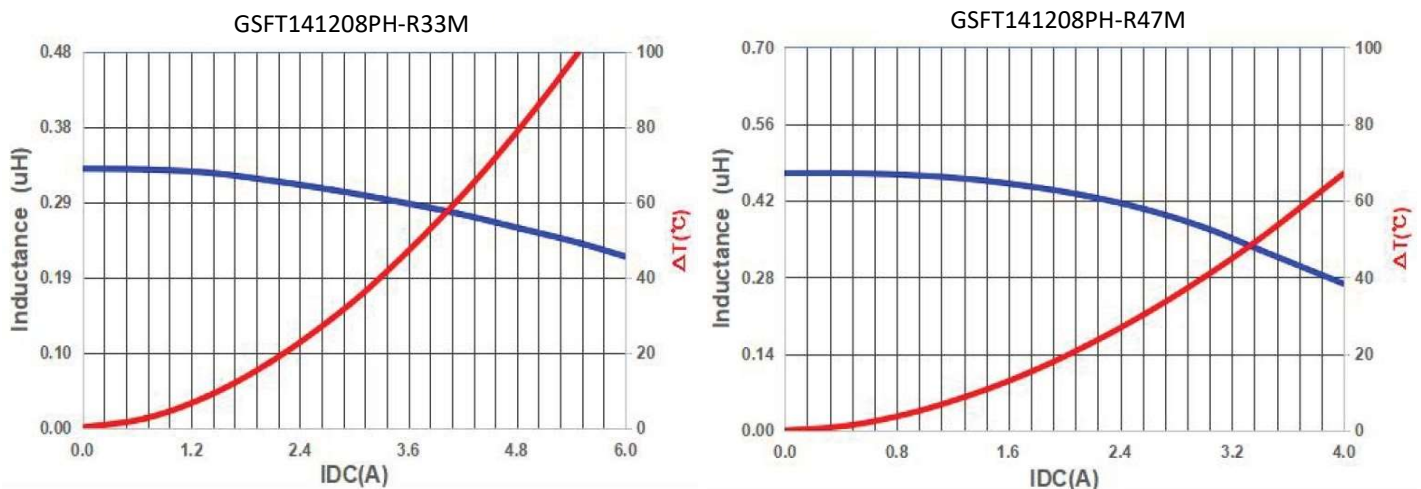
* **Irms :** Rated Current Loading when temperature rise approximately ΔT of 40°C

* **Isat :** Saturated Current measured at the point of L drop approximately 30%

* **The part temperature (ambient + temp rise):** should not exceed 125°C under worst case operating conditions. Circuit design, component, PCB trace size and thickness, airflow and other cooling provisions all affect the part temperature. Part temperature should be verified in the end application.

* **Rated voltage 25V DC:** The application of voltage depends on many factors, Over voltage may cause components failure, high temperature, and burn-out, User needs to verify for appropriate usage.

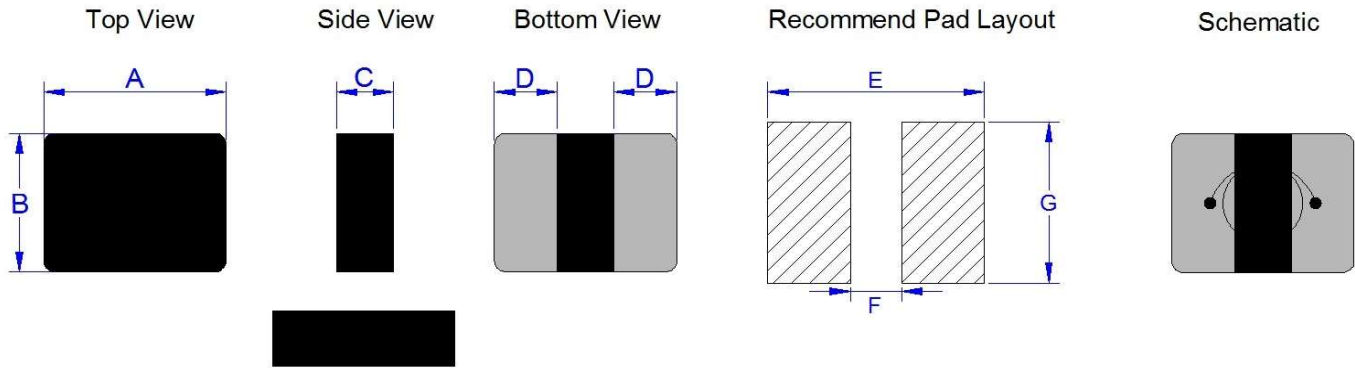
Typical Performance Curves :



Product Series : GSFT	Brand : GOTREND
File Version : GSFT-SERIES-V1R6	Editor : Yinghui Guo
Established Date : 2023.05.19	Description : High Current Inductor
Latest Edit Date : 2024.03.15	Product Type : <input checked="" type="checkbox"/> Standard <input type="checkbox"/> Customize

GSFT160808PH-SERIES

Dimension [mm] :



Size Code	A (+/-0.3)	B (+/-0.3)	C (+/-0.1)	D (+/-0.3)	E(Ref.)	F(Ref.)	G(Ref.)
160808PH	1.6	0.8	0.7	0.55	1.9	0.4	1.1

Electrical Characteristics :

Part No.	Inductance (uH)	Inductance Tolerance	DCR (m Ohm)		Isat (A)		Irms (A)	
			Typ.	Max.	Typ.	Max.	Typ.	Max.
GSFT160808PH-R22M	0.22	M	33.0	40.0	5.5	5.0	3.4	3.0
GSFT160808PH-R47M	0.47	M	80.0	100.0	4.7	4.2	2.8	2.5
GSFT160808PH-R56M	0.56	M	85.0	110.0	4.1	3.6	2.4	2.2
GSFT160808PH-R68M	0.68	M	115.0	138.0	3.3	3.0	2.2	2.0
GSFT160808PH-1R0M	1.00	M	180.0	200.0	3.0	2.6	2.1	1.8
GSFT160808PH-2R2M	2.20	M	220.0	260.0	1.5	1.3	1.4	1.2

* **Test Condition :** @1MHz , 1.0Vrms , 25°C Ambient

* **Inductance Tolerance :** M = +/-20%

* **Irms :** Rated Current Loading when temperature rise approximately ΔT of 40°C

* **Isat :** Saturated Current measured at the point of L drop approximately 30%

* **The part temperature (ambient + temp rise):** should not exceed 125°C under worst case operating conditions. Circuit design, component, PCB trace size and thickness, airflow and other cooling provisions all affect the part temperature. Part temperature should be verified in the end application.

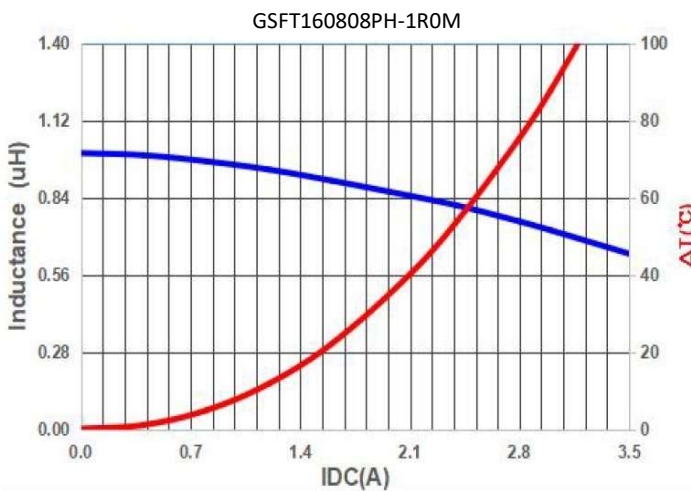
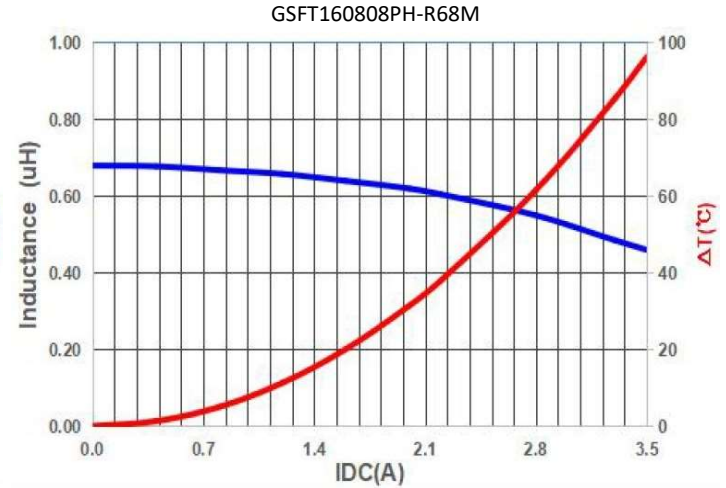
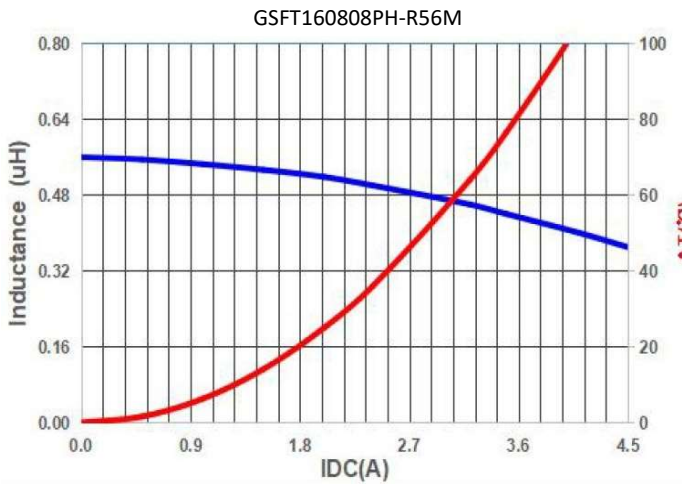
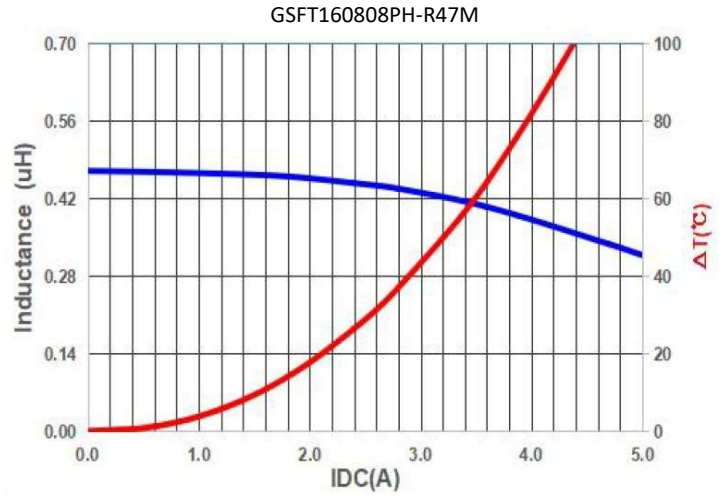
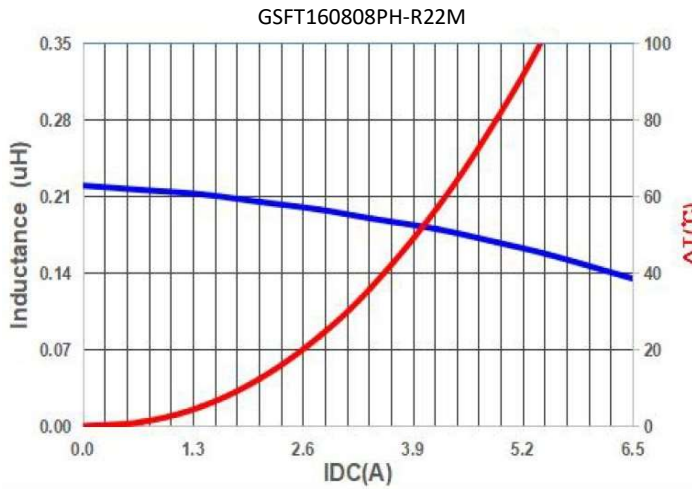
* **Rated voltage 25V DC:** The application of voltage depends on many factors, Over voltage may cause components failure, high temperature, and burn-out, User needs to verify for appropriate usage.

Product Series :	GSFT
File Version :	GSFT-SERIES-V1R6
Established Date :	2023.05.19
Latest Edit Date :	2024.03.15

Brand :	GOTREND	
Editor :	Yinghui Guo	
Description :	High Current Inductor	
Product Type :	<input checked="" type="checkbox"/> Standard	<input type="checkbox"/> Customize

GSFT160808PH-SERIES

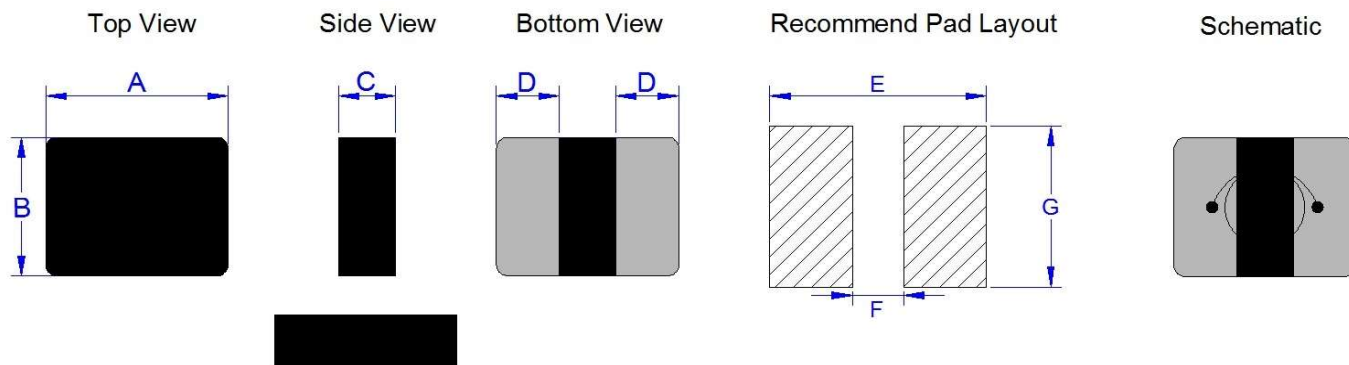
Typical Performance Curves :



Product Series : GSFT	Brand : GOTREND
File Version : GSFT-SERIES-V1R6	Editor : Yinghui Guo
Established Date : 2023.05.19	Description : High Current Inductor
Latest Edit Date : 2024.03.15	Product Type : <input checked="" type="checkbox"/> Standard <input type="checkbox"/> Customize

GSFT201208PH-SERIES

Dimension [mm] :



Size Code	A (+/-0.3)	B (+/-0.3)	C (+/-0.1)	D (+/-0.3)	E(Ref.)	F(Ref.)	G(Ref.)
201208PH	2.0	1.2	0.7	0.7	2.5	0.5	1.5

Electrical Characteristics :

Part No.	Inductance (uH)	Inductance Tolerance	DCR (m Ohm)		Isat (A)		Irms (A)	
			Typ.	Max.	Typ.	Max.	Typ.	Max.
GSFT201208PH-R47M	0.47	M	34.0	50.0	5.0	4.6	3.1	2.7
GSFT201208PH-1R0M	1.00	M	55.0	70.0	3.2	2.8	2.8	2.4
GSFT201208PH-2R2M	2.20	M	160.0	185.0	2.5	2.1	1.9	1.5

* **Test Condition :** @1MHz , 1.0Vrms , 25°C Ambient

* **Inductance Tolerance :** M = +/-20%

* **Irms :** Rated Current Loading when temperature rise approximately ΔT of 40°C

* **Isat :** Saturated Current measured at the point of L drop approximately 30%

* **The part temperature (ambient + temp rise):** should not exceed 125°C under worst case operating conditions. Circuit design, component, PCB trace size and thickness, airflow and other cooling provisions all affect the part temperature. Part temperature should be verified in the end application.

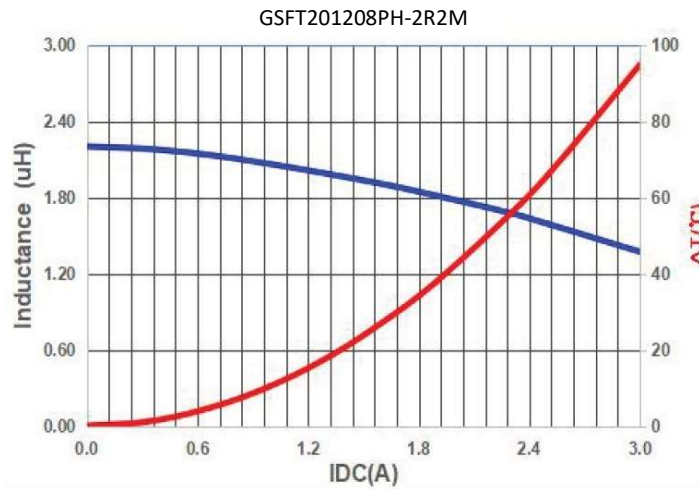
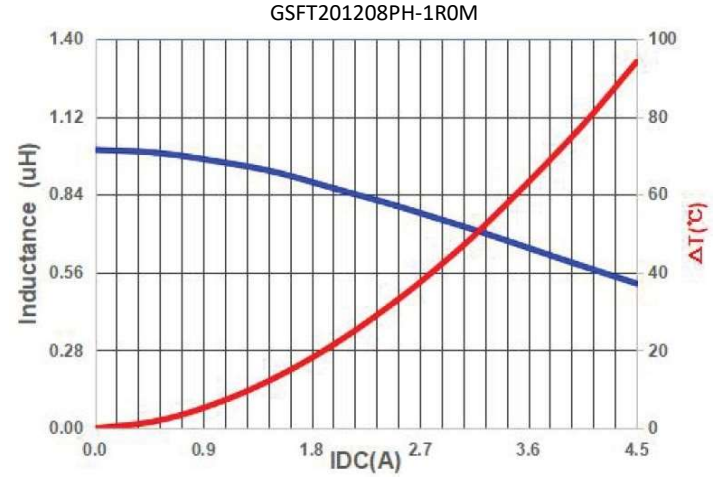
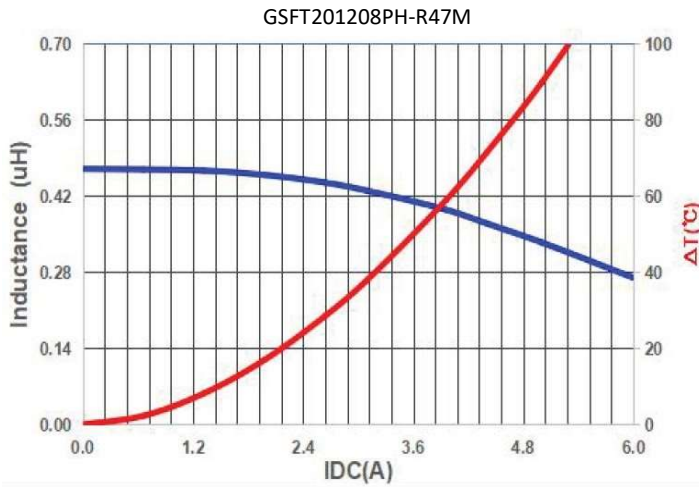
* **Rated voltage 25V DC:** The application of voltage depends on many factors, Over voltage may cause components failure, high temperature, and burn-out, User needs to verify for appropriate usage.

Product Series :	GSFT
File Version :	GSFT-SERIES-V1R6
Established Date :	2023.05.19
Latest Edit Date :	2024.03.15

Brand :	GOTREND
Editor :	Yinghui Guo
Description :	High Current Inductor
Product Type :	<input checked="" type="checkbox"/> Standard <input type="checkbox"/> Customize

GSFT201208PH-SERIES

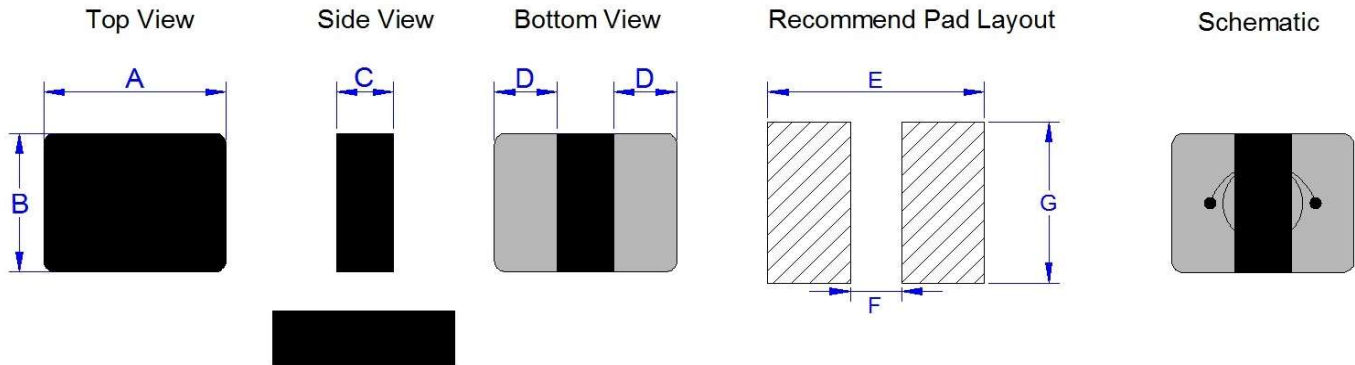
Typical Performance Curves :



Product Series : GSFT	Brand : GOTREND
File Version : GSFT-SERIES-V1R6	Editor : Yinghui Guo
Established Date : 2023.05.19	Description : High Current Inductor
Latest Edit Date : 2024.03.15	Product Type : <input checked="" type="checkbox"/> Standard <input type="checkbox"/> Customize

GSFT201210PH-SERIES

Dimension [mm] :



Size Code	A (+/-0.3)	B (+/-0.3)	C (+/-0.2)	D (+/-0.3)	E(Ref.)	F(Ref.)	G(Ref.)
201210PH	2.0	1.2	0.8	0.7	2.5	0.5	1.5

Electrical Characteristics :

Part No.	Inductance (uH)	Inductance Tolerance	DCR (m Ohm)		Isat (A)		Irms (A)	
			Typ.	Max.	Typ.	Max.	Typ.	Max.
GSFT201210PH-R10M	0.10	M	8.0	13.0	8.5	8.0	7.5	7.0
GSFT201210PH-R22M	0.22	M	16.0	22.0	7.3	6.8	7.1	6.5
GSFT201210PH-R24M	0.24	M	17.0	23.0	7.2	6.7	7.0	6.4
GSFT201210PH-R33M	0.33	M	24.0	32.0	6.5	6.0	5.5	5.0
GSFT201210PH-R47M	0.47	M	29.0	36.0	5.5	5.0	4.7	4.3
GSFT201210PH-R68M	0.68	M	37.0	43.0	5.0	4.5	4.3	4.0
GSFT201210PH-1R0M	1.00	M	55.0	63.0	4.0	3.5	3.9	3.5
GSFT201210PH-1R5M	1.50	M	76.0	85.0	3.2	2.7	3.1	2.6
GSFT201210PH-2R2M	2.20	M	135.0	150.0	2.7	2.4	2.0	1.7

* **Test Condition :** @1MHz , 1.0Vrms , 25°C Ambient

* **Inductance Tolerance :** M = +/-20%

* **Irms :** Rated Current Loading when temperature rise approximately ΔT of 40°C

* **Isat :** Saturated Current measured at the point of L drop approximately 30%

* **The part temperature (ambient + temp rise):** should not exceed 125°C under worst case operating conditions. Circuit design, component,PCB trace size and thickness,airflow and other cooling provisions all affect the part temperature. Part temperature should be verified in the end application.

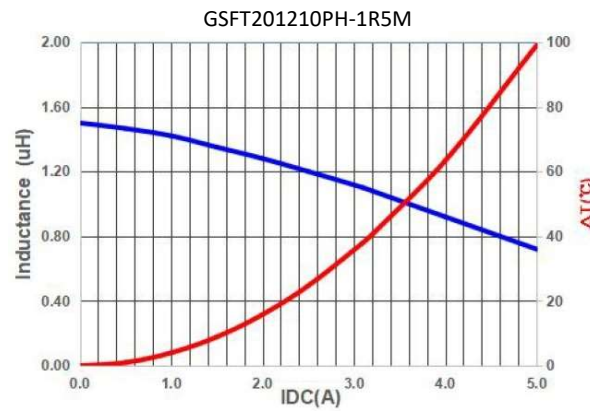
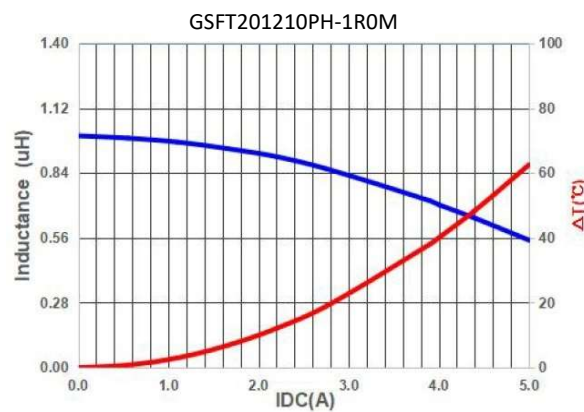
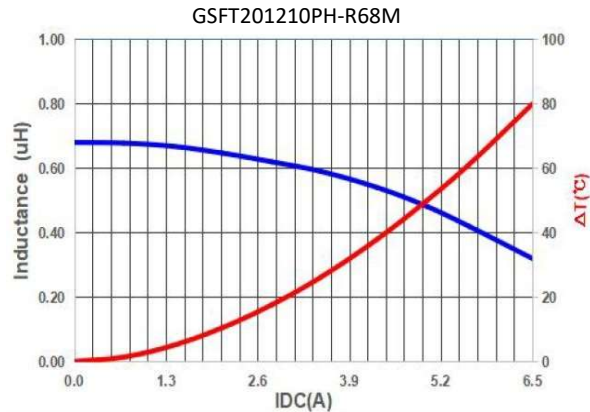
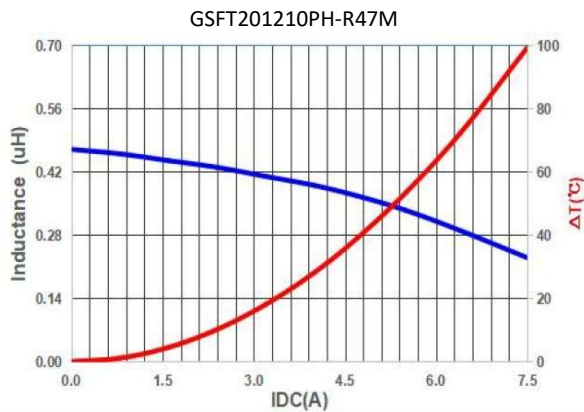
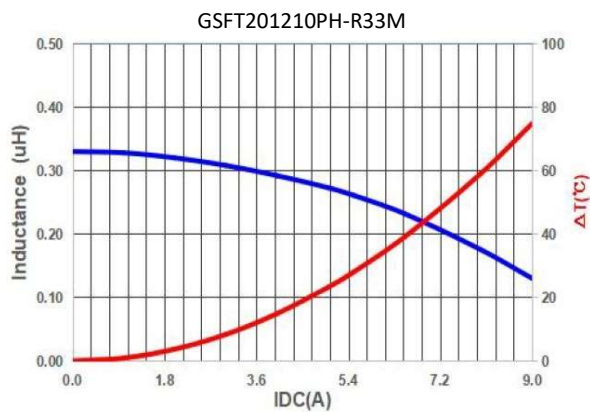
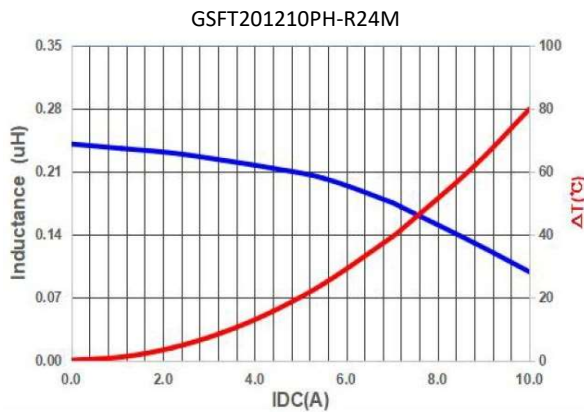
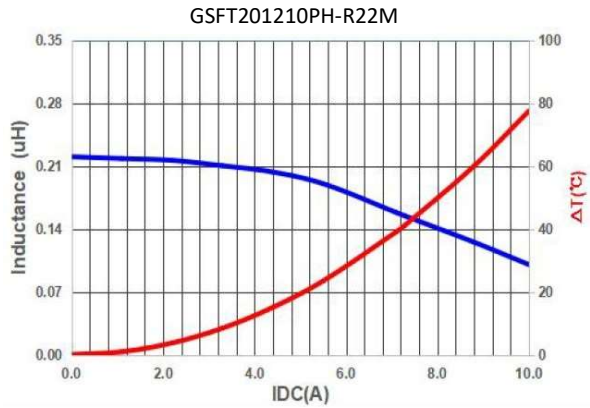
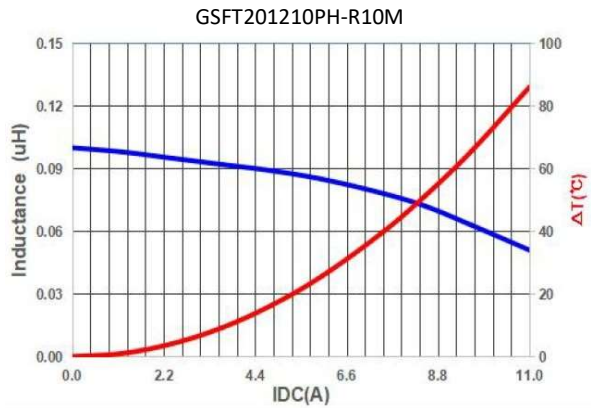
* **Rated voltage 25V DC:** The application of voltage depends on many factors,Over voltage may cause components failure, high temperature,and burn-out,User needs to verify for appropriate usage.

Product Series :	GSFT
File Version :	GSFT-SERIES-V1R6
Established Date :	2023.05.19
Latest Edit Date :	2024.03.15

Brand :	GOTREND
Editor :	Yinghui Guo
Description :	High Current Inductor
Product Type :	<input checked="" type="checkbox"/> Standard <input type="checkbox"/> Customize

GSFT201210PH-SERIES

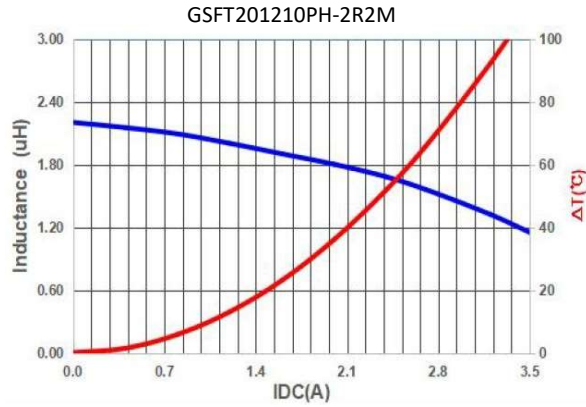
Typical Performance Curves :



Product Series : GSFT	Brand : GOTREND
File Version : GSFT-SERIES-V1R6	Editor : Yinghui Guo
Established Date : 2023.05.19	Description : High Current Inductor
Latest Edit Date : 2024.03.15	Product Type : <input checked="" type="checkbox"/> Standard <input type="checkbox"/> Customize

GSFT201210PH-SERIES

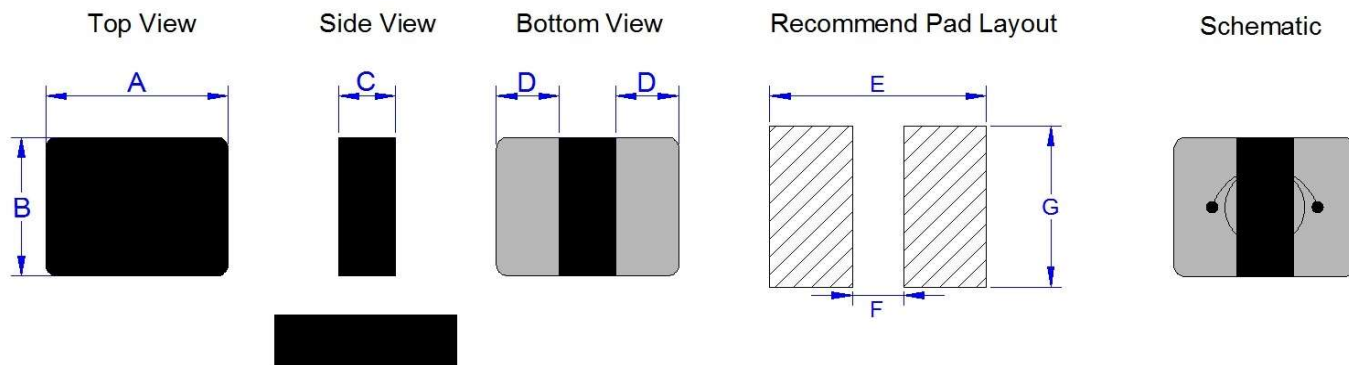
Typical Performance Curves :



Product Series : GSFT	Brand : GOTREND
File Version : GSFT-SERIES-V1R6	Editor : Yinghui Guo
Established Date : 2023.05.19	Description : High Current Inductor
Latest Edit Date : 2024.03.15	Product Type : <input checked="" type="checkbox"/> Standard <input type="checkbox"/> Customize

GSFT201608PH-SERIES

Dimension [mm] :



Size Code	A (+/-0.3)	B (+/-0.3)	C (+/-0.1)	D (+/-0.3)	E(Ref.)	F(Ref.)	G(Ref.)
201608PH	2.0	1.6	0.7	0.7	2.5	0.5	1.9

Electrical Characteristics :

Part No.	Inductance (uH)	Inductance Tolerance	DCR (m Ohm)		Isat (A)		Irms (A)	
			Typ.	Max.	Typ.	Max.	Typ.	Max.
GSFT201608PH-R24M	0.24	M	14.0	20.0	6.0	5.5	6.5	5.8
GSFT201608PH-R33M	0.33	M	18.0	24.0	5.8	5.3	5.5	4.8
GSFT201608PH-R47M	0.47	M	27.0	31.0	5.5	5.0	4.9	4.5
GSFT201608PH-R68M	0.68	M	39.0	44.0	5.1	4.6	3.8	3.6
GSFT201608PH-1R0M	1.00	M	53.0	60.0	3.6	3.3	3.1	2.9
GSFT201608PH-1R5M	1.50	M	73.0	85.0	3.3	3.0	2.9	2.7
GSFT201608PH-2R2M	2.20	M	123.0	140.0	2.7	2.4	2.2	2.0

* **Test Condition :** @1MHz , 1.0Vrms , 25°C Ambient

* **Inductance Tolerance :** M = +/-20%

* **Irms :** Rated Current Loading when temperature rise approximately ΔT of 40°C

* **Isat :** Saturated Current measured at the point of L drop approximately 30%

* **The part temperature (ambient + temp rise):** should not exceed 125°C under worst case operating conditions. Circuit design, component,PCB trace size and thickness,airflow and other cooling provisions all affect the part temperature. Part temperature should be verified in the end application.

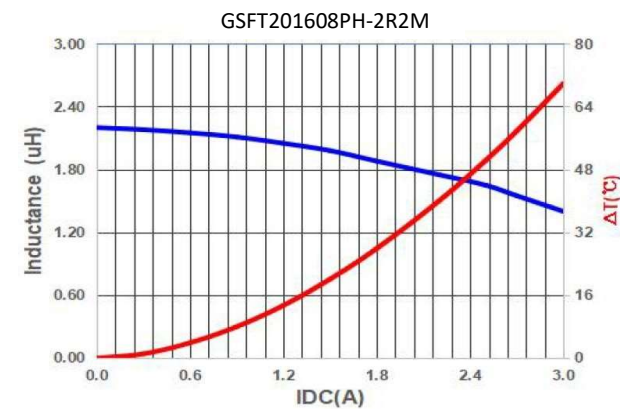
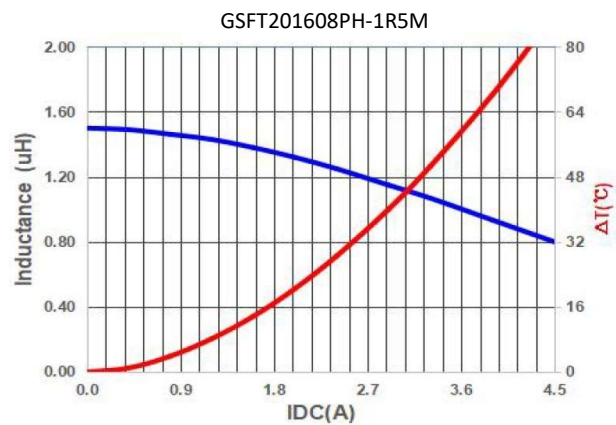
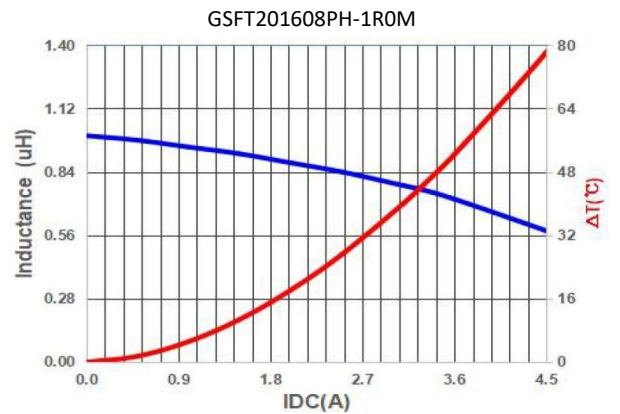
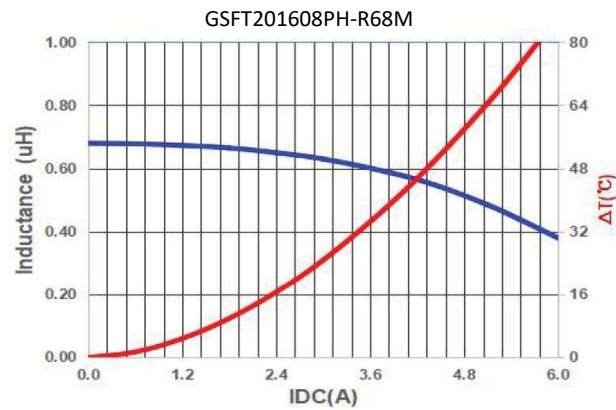
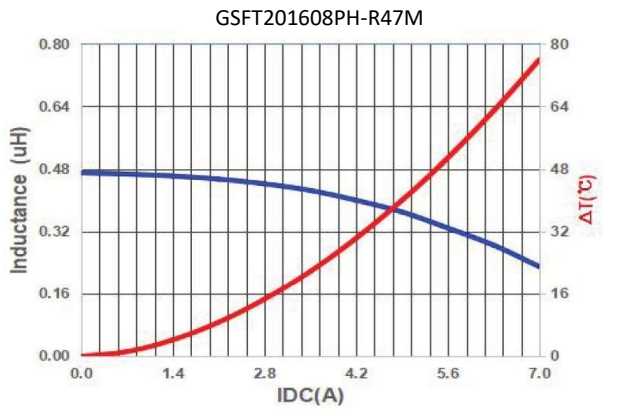
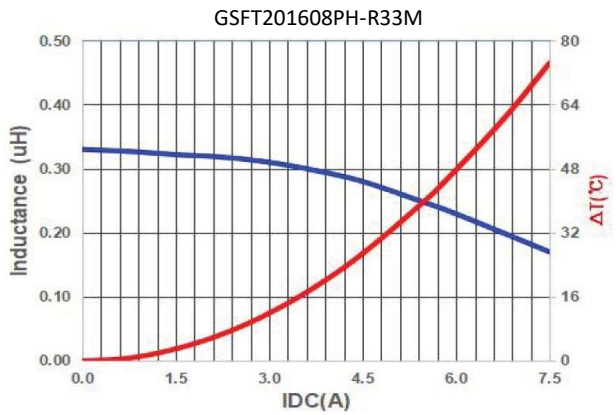
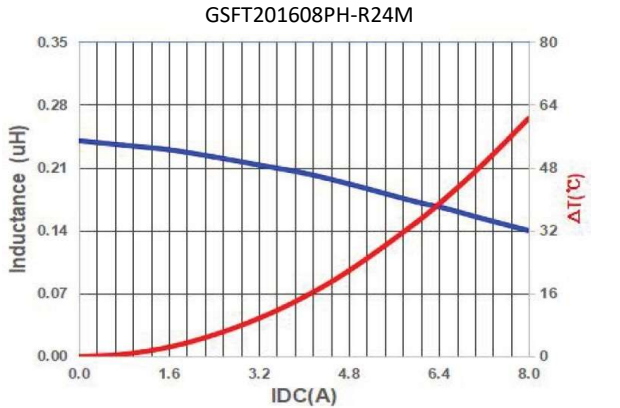
* **Rated voltage 25V DC:** The application of voltage depends on many factors,Over voltage may cause components failure, high temperature,and burn-out,User needs to verify for appropriate usage.

Product Series :	GSFT
File Version :	GSFT-SERIES-V1R6
Established Date :	2023.05.19
Latest Edit Date :	2024.03.15

Brand :	GOTREND
Editor :	Yinghui Guo
Description :	High Current Inductor
Product Type :	<input checked="" type="checkbox"/> Standard <input type="checkbox"/> Customize

GSFT201608PH-SERIES

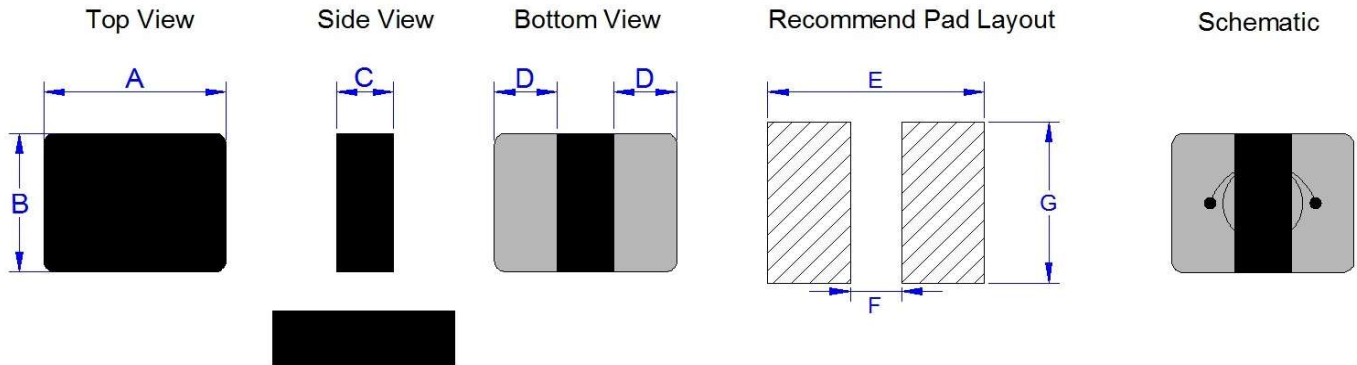
Typical Performance Curves :



Product Series : GSFT	Brand : GOTREND
File Version : GSFT-SERIES-V1R6	Editor : Yinghui Guo
Established Date : 2023.05.19	Description : High Current Inductor
Latest Edit Date : 2024.03.15	Product Type : <input checked="" type="checkbox"/> Standard <input type="checkbox"/> Customize

GSFT201610PH-SERIES

Dimension [mm] :



Size Code	A (+/-0.3)	B (+/-0.3)	C (+/-0.2)	D (+/-0.3)	E(Ref.)	F(Ref.)	G(Ref.)
201610PH	2.0	1.6	0.8	0.7	2.5	0.5	1.9

Electrical Characteristics :

Part No.	Inductance (uH)	Inductance Tolerance	DCR (m Ohm)		Isat (A)		Irms (A)	
			Typ.	Max.	Typ.	Max.	Typ.	Max.
GSFT201610PH-R10M	0.10	M	8.0	14.0	9.0	8.4	8.5	8.0
GSFT201610PH-R15M	0.15	M	10.0	16.0	8.7	8.0	7.6	7.0
GSFT201610PH-R24M	0.24	M	15.0	18.0	7.3	7.0	6.8	6.2
GSFT201610PH-R33M	0.33	M	17.0	20.0	7.0	6.5	6.5	6.0
GSFT201610PH-R47M	0.47	M	19.0	22.0	6.3	5.5	6.0	5.5
GSFT201610PH-R68M	0.68	M	24.0	31.0	5.2	4.7	5.0	4.5
GSFT201610PH-1R0M	1.00	M	38.0	46.0	4.8	4.2	4.0	3.7
GSFT201610PH-1R5M	1.50	M	80.0	96.0	3.5	3.1	3.4	3.0
GSFT201610PH-2R2M	2.20	M	120.0	138.0	3.0	2.8	2.8	2.5
GSFT201610PH-3R3M	3.30	M	140.0	170.0	2.3	2.0	1.7	1.5
GSFT201610PH-4R7M	4.70	M	190.0	220.0	2.0	1.8	1.6	1.4

* **Test Condition :** @1MHz , 1.0Vrms , 25°C Ambient

* **Inductance Tolerance :** M = +/-20%

* **Irms :** Rated Current Loading when temperature rise approximately ΔT of 40°C

* **Isat :** Saturated Current measured at the point of L drop approximately 30%

* **The part temperature (ambient + temp rise):** should not exceed 125°C under worst case operating conditions. Circuit design, component, PCB trace size and thickness, airflow and other cooling provisions all affect the part temperature. Part temperature should be verified in the end application.

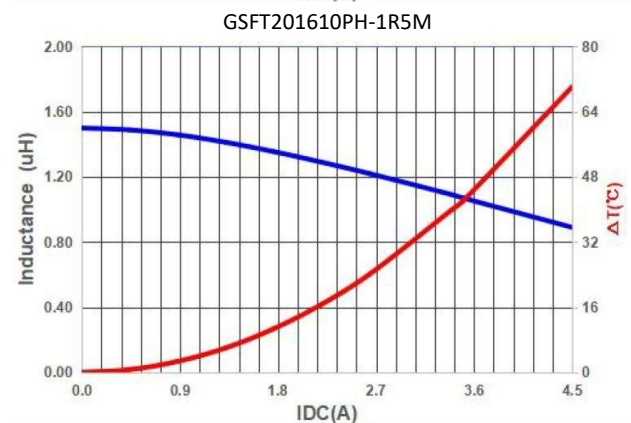
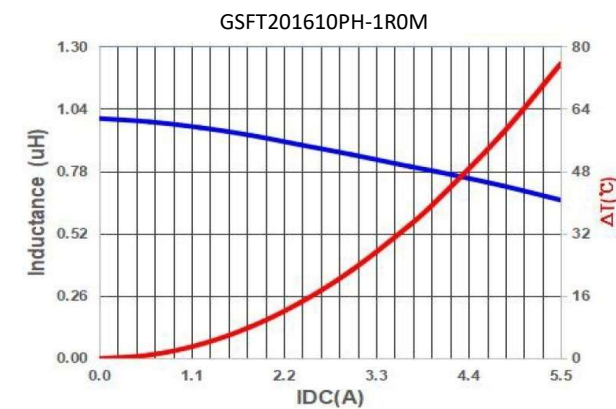
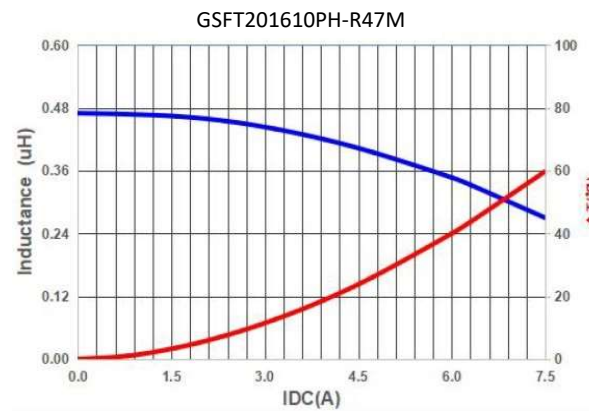
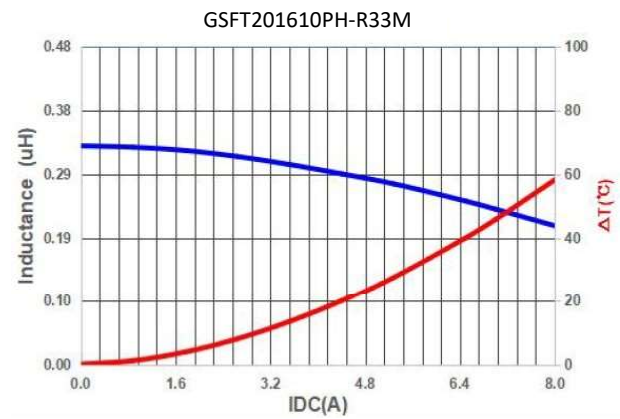
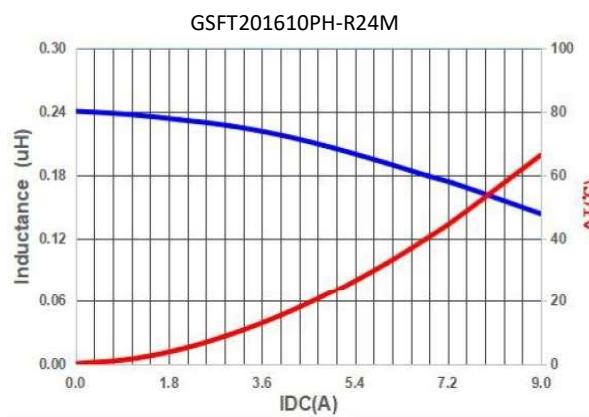
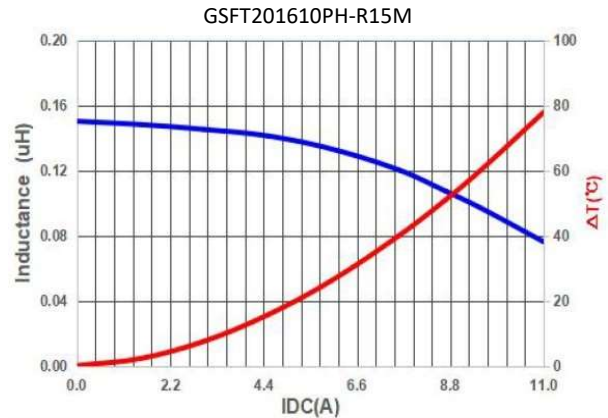
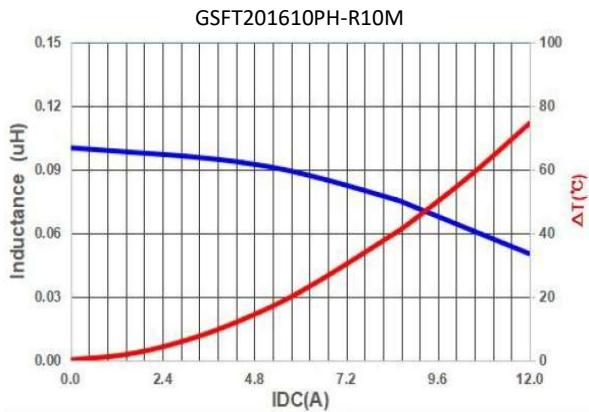
* **Rated voltage 25V DC:** The application of voltage depends on many factors, Over voltage may cause components failure, high temperature, and burn-out, User needs to verify for appropriate usage.

Product Series :	GSFT
File Version :	GSFT-SERIES-V1R6
Established Date :	2023.05.19
Latest Edit Date :	2024.03.15

Brand :	GOTREND	
Editor :	Yinghui Guo	
Description :	High Current Inductor	
Product Type :	<input checked="" type="checkbox"/> Standard	<input type="checkbox"/> Customize

GSFT201610PH-SERIES

Typical Performance Curves :

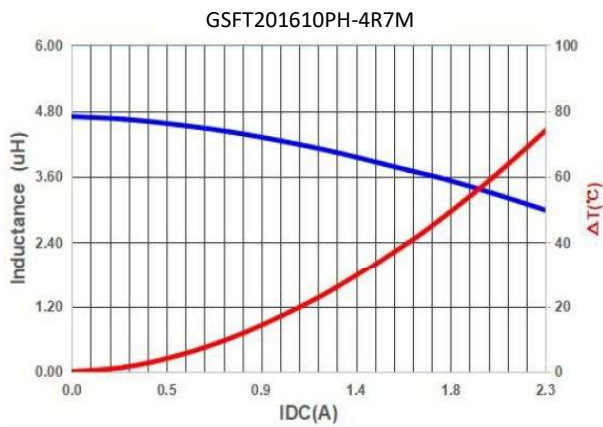
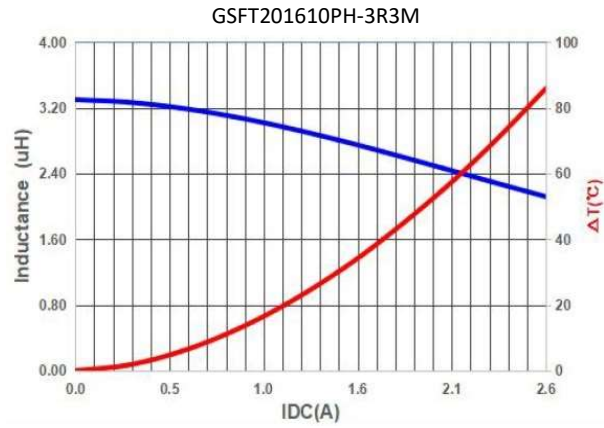
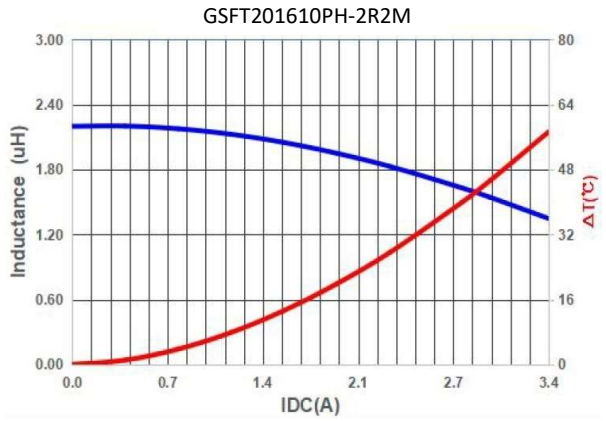


Product Series :	GSFT
File Version :	GSFT-SERIES-V1R6
Established Date :	2023.05.19
Latest Edit Date :	2024.03.15

Brand :	GOTREND
Editor :	Yinghui Guo
Description :	High Current Inductor
Product Type :	<input checked="" type="checkbox"/> Standard <input type="checkbox"/> Customize

GSFT201610PH-SERIES

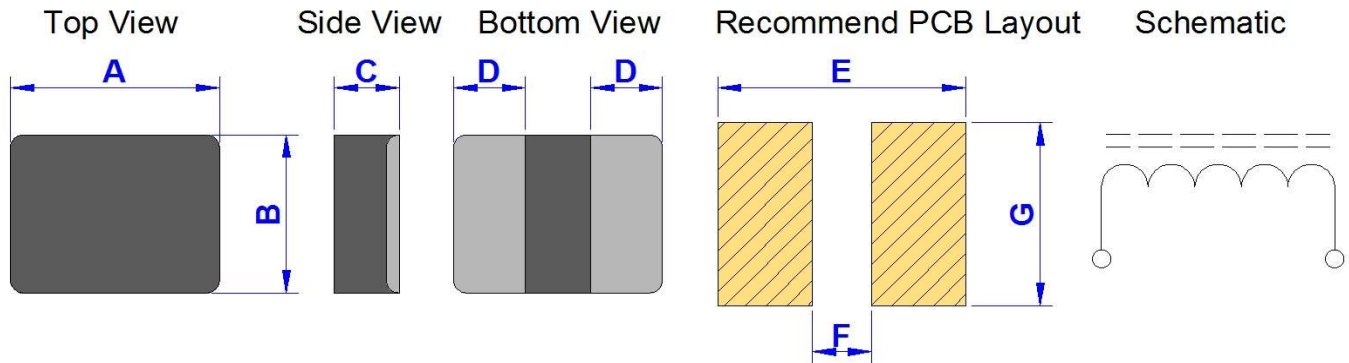
Typical Performance Curves :



Product Series : GSFT	Brand : GOTREND
File Version : GSFT-SERIES-V1R6	Editor : Yinghui Guo
Established Date : 2023.05.19	Description : High Current Inductor
Latest Edit Date : 2024.03.15	Product Type : <input checked="" type="checkbox"/> Standard <input type="checkbox"/> Customize

GSFT201610P-SERIES

Dimension [mm] :



Size Code	A (+/-0.3)	B (+/-0.3)	C (+/-0.2)	D (+/-0.3)	E (Ref.)	F (Ref.)	G (Ref.)
201610	2.0	1.6	0.8	0.7	2.5	0.5	1.9

Electrical Characteristics :

Part No.	Inductance (uH)	Inductance Tolerance	DCR (m Ohm)		Isat (A)		Irms (A)	
			Typ.	Max.	Typ.	Max.	Typ.	Max.
GSFT201610P-R22M	0.22	M	10.50	12.60	8.0	7.0	7.0	6.0
GSFT201610P-R24M	0.24	M	18.00	20.50	7.7	6.7	6.5	5.5
GSFT201610P-R33M	0.33	M	21.00	26.00	7.0	6.2	5.7	5.2
GSFT201610P-R47M	0.47	M	28.00	32.00	6.0	5.3	5.3	4.7
GSFT201610P-R56M	0.56	M	31.00	37.20	5.2	4.6	4.6	4.0
GSFT201610P-R68M	0.68	M	44.00	50.00	5.0	4.4	4.0	3.4
GSFT201610P-1R0M	1.00	M	49.00	59.00	4.4	3.8	3.6	3.2
GSFT201610P-1R5M	1.50	M	80.00	96.00	3.0	2.7	2.6	2.3
GSFT201610P-2R2M	2.20	M	130.00	150.00	2.65	2.45	2.3	2.0

* **Test Condition:** @100KHz , 1.0Vrms , 25°C Ambient

* **Inductance Tolerance :** M = +/-20%

* **Irms :** Rated Current Loading when temperature rise approximately 40°C

* **Isat :** Saturated Current measured at the point of L drop approximately 30%

* **The part temperature (ambient + temp rise):** should not exceed 125°C under worst case operating conditions. Circuit design, component, PCB trace size and thickness, airflow and other cooling provisions all affect the part temperature. Part temperature should be verified in the end application.

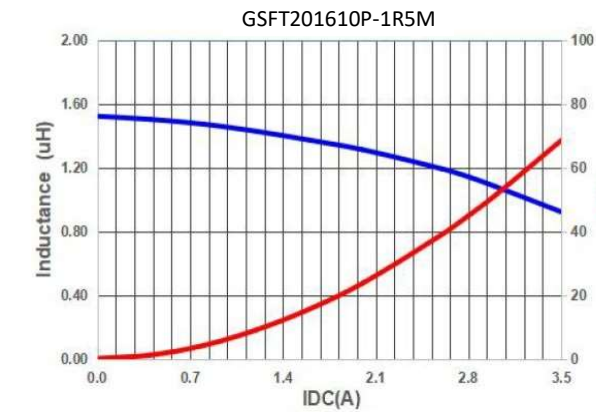
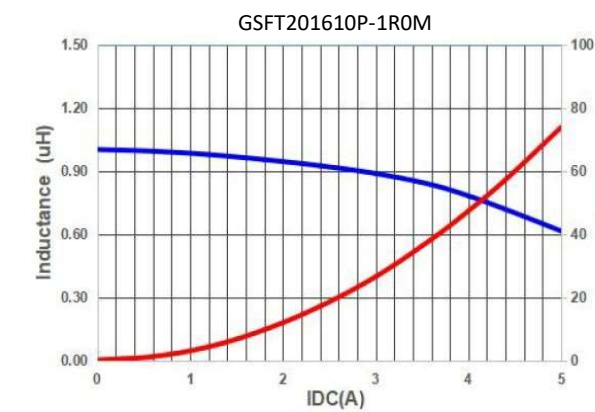
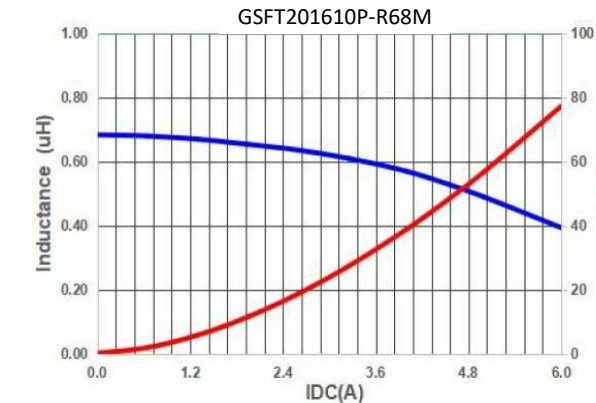
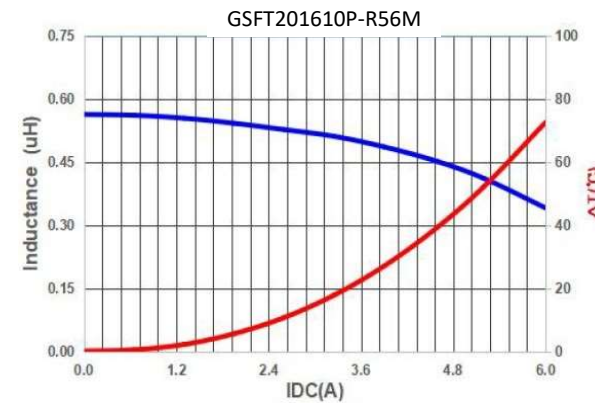
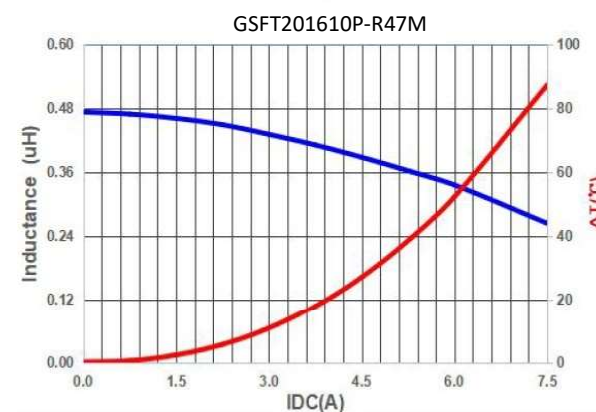
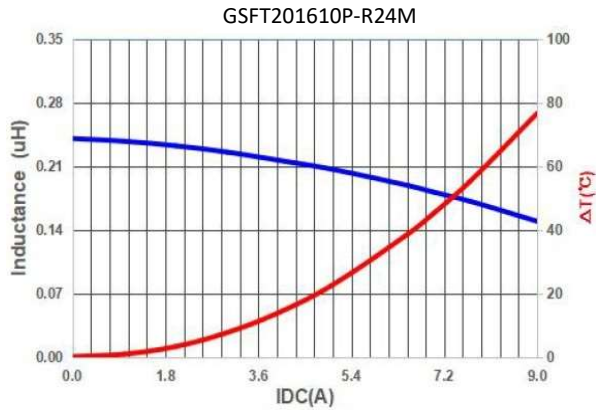
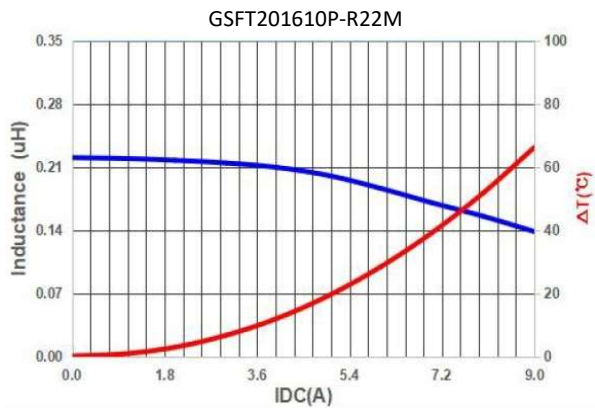
* **Rated voltage 25V DC:** The application of voltage depends on many factors, Over voltage may cause components failure, high temperature, and burn-out, User needs to verify for appropriate usage.

Product Series :	GSFT
File Version :	GSFT-SERIES-V1R6
Established Date :	2023.05.19
Latest Edit Date :	2024.03.15

Brand :	GOTREND
Editor :	Yinghui Guo
Description :	High Current Inductor
Product Type :	<input checked="" type="checkbox"/> Standard <input type="checkbox"/> Customize

GSFT201610P-SERIES

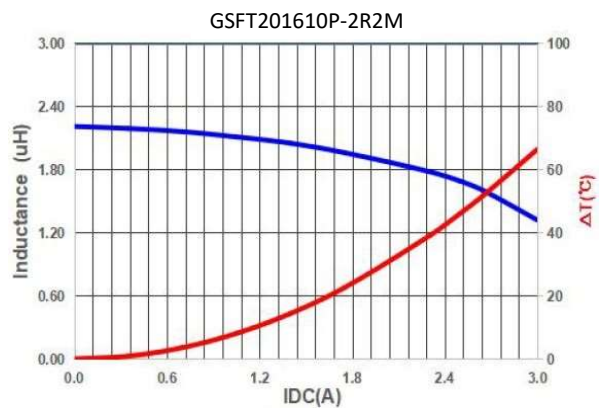
Typical Performance Curves :



Product Series : GSFT	Brand : GOTREND
File Version : GSFT-SERIES-V1R6	Editor : Yinghui Guo
Established Date : 2023.05.19	Description : High Current Inductor
Latest Edit Date : 2024.03.15	Product Type : <input checked="" type="checkbox"/> Standard <input type="checkbox"/> Customize

GSFT201610P-SERIES

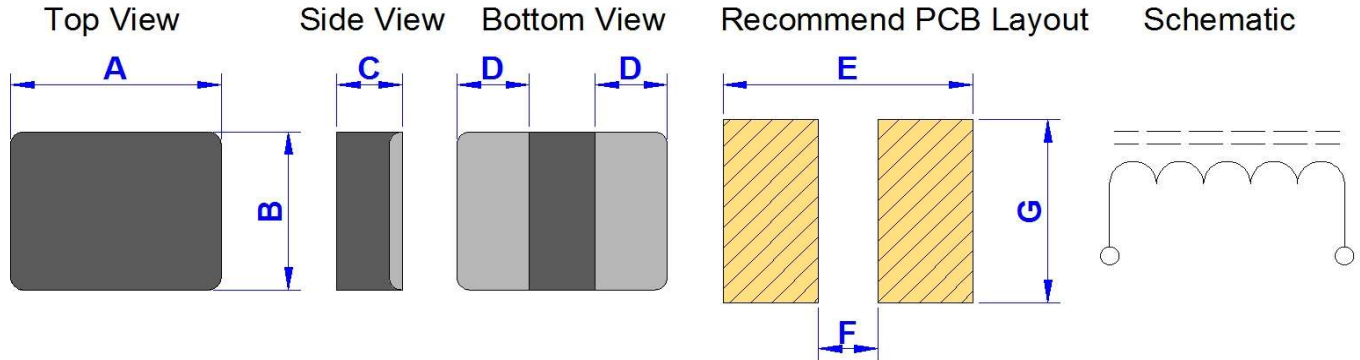
Typical Performance Curves :



Product Series :	GSFT	Brand :	GOTREND
File Version :	GSFT-SERIES-V1R6	Editor :	Yinghui Guo
Established Date :	2023.05.19	Description :	High Current Inductor
Latest Edit Date :	2024.03.15	Product Type :	<input checked="" type="checkbox"/> Standard <input type="checkbox"/> Customize

GSFT201612P-SERIES

Dimension [mm] :



Size Code	A (+/-0.3)	B (+/-0.3)	C (+/-0.2)	D (+/-0.3)	E (Ref.)	F (Ref.)	G (Ref.)
201612	2.0	1.6	1.0	0.7	2.5	0.5	1.9

Electrical Characteristics :

Part No.	Inductance (uH)	Inductance Tolerance	DCR (m Ohm)		Isat (A)		Irms (A)	
			Typ.	Max.	Typ.	Max.	Typ.	Max.
GSFT201612P-R22M	0.22	M	10.00	13.00	8.0	7.0	7.0	6.0
GSFT201612P-R33M	0.33	M	15.00	18.00	7.0	6.2	5.9	5.3
GSFT201612P-R47M	0.47	M	20.00	26.00	6.0	5.3	5.4	4.8
GSFT201612P-R68M	0.68	M	30.00	36.00	5.0	4.4	4.2	3.7
GSFT201612P-1R0M	1.00	M	40.00	48.00	4.5	4.0	3.7	3.3
GSFT201612P-1R5M	1.50	M	70.00	84.00	3.1	2.8	2.9	2.5
GSFT201612P-2R2M	2.20	M	105.00	126.00	2.7	2.5	2.5	2.1

* **Test Condition:** @100KHz , 1.0Vrms , 25°C Ambient

* **Inductance Tolerance :** M = +/-20%

* **Irms :** Rated Current Loading when temperature rise approximately 40°C

* **Isat :** Saturated Current measured at the point of L drop approximately 30%

* **The part temperature (ambient + temp rise):** should not exceed 125°C under worst case operating conditions. Circuit design, component, PCB trace size and thickness, airflow and other cooling provisions all affect the part temperature. Part temperature should be verified in the end application.

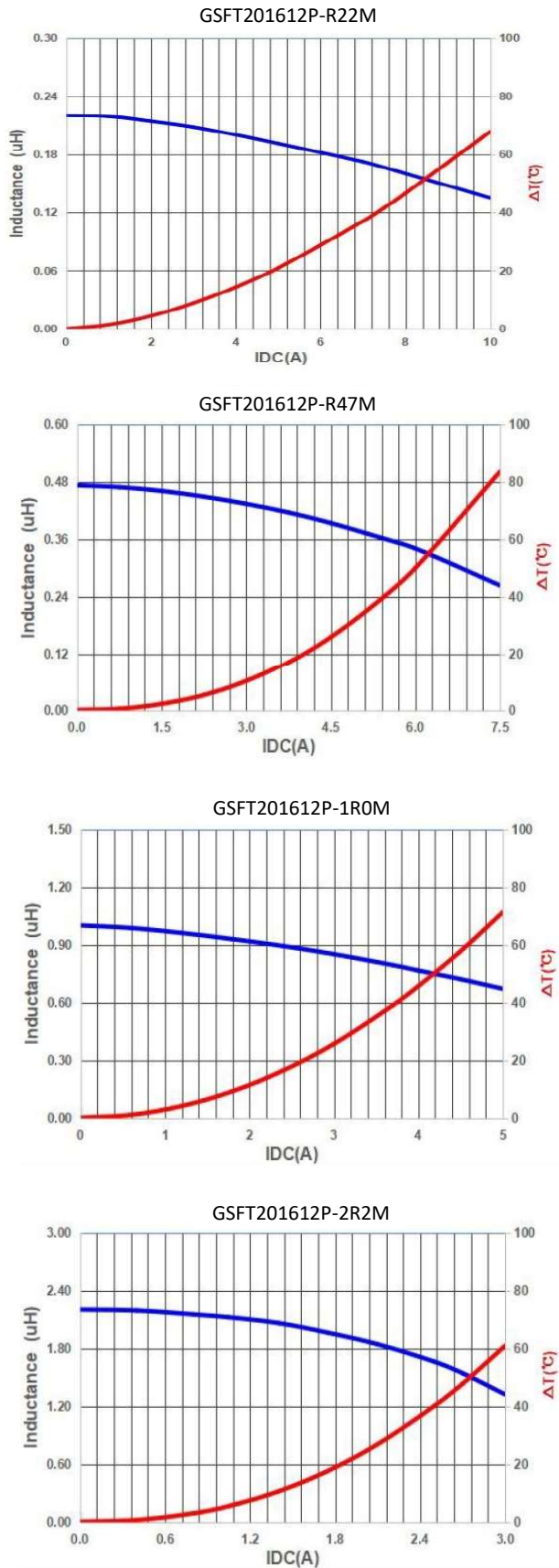
* **Rated voltage 25V DC:** The application of voltage depends on many factors, Over voltage may cause components failure, high temperature, and burn-out, User needs to verify for appropriate usage.

Product Series :	GSFT
File Version :	GSFT-SERIES-V1R6
Established Date :	2023.05.19
Latest Edit Date :	2024.03.15

Brand :	GOTREND
Editor :	Yinghui Guo
Description :	High Current Inductor
Product Type :	<input checked="" type="checkbox"/> Standard <input type="checkbox"/> Customize

GSFT201612P-SERIES

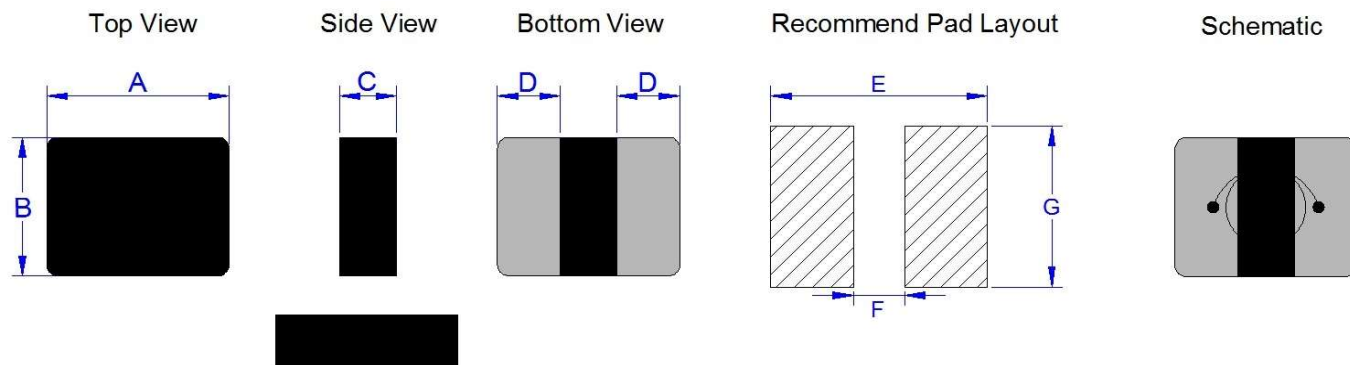
Typical Performance Curves :



Product Series : GSFT	Brand : GOTREND
File Version : GSFT-SERIES-V1R6	Editor : Yinghui Guo
Established Date : 2023.05.19	Description : High Current Inductor
Latest Edit Date : 2024.03.15	Product Type : <input checked="" type="checkbox"/> Standard <input type="checkbox"/> Customize

GSFT252010PH-SERIES

Dimension [mm] :



Size Code	A (+/-0.3)	B (+/-0.3)	C (+/-0.2)	D (+/-0.3)	E(Ref.)	F(Ref.)	G(Ref.)
252010PH	2.5	2.0	0.8	0.9	2.9	0.5	2.3

Electrical Characteristics :

Part No.	Inductance (uH)	Inductance Tolerance	DCR (m Ohm)		Isat (A)		Irms (A)	
			Typ.	Max.	Typ.	Max.	Typ.	Max.
GSFT252010PH-R33M	0.33	M	13.0	17.0	7.6	7.2	6.6	6.2
GSFT252010PH-R47M	0.47	M	15.0	22.0	6.9	6.5	6.1	5.6
GSFT252010PH-R68M	0.68	M	23.0	27.0	5.9	5.5	5.6	5.0
GSFT252010PH-1R0M	1.00	M	24.0	28.0	5.3	4.8	4.5	4.1
GSFT252010PH-1R5M	1.50	M	45.0	55.0	4.3	3.9	4.0	3.6
GSFT252010PH-2R2M	2.20	M	57.0	66.0	3.4	3.0	2.9	2.6
GSFT252010PH-3R3M	3.30	M	86.0	100.0	2.8	2.5	2.5	2.2
GSFT252010PH-4R7M	4.70	M	180.0	216.0	2.6	2.0	2.0	1.6
GSFT252010PH-100M	10.0	M	490.0	520.0	1.6	1.4	1.2	1.1

* **Test Condition :** @1MHz , 1.0Vrms , 25°C Ambient

* **Inductance Tolerance :** M = +/-20%

* **Irms :** Rated Current Loading when temperature rise approximately ΔT of 40°C

* **Isat :** Saturated Current measured at the point of L drop approximately 30%

* **The part temperature (ambient + temp rise):** should not exceed 125°C under worst case operating conditions. Circuit design, component, PCB trace size and thickness, airflow and other cooling provisions all affect the part temperature. Part temperature should be verified in the end application.

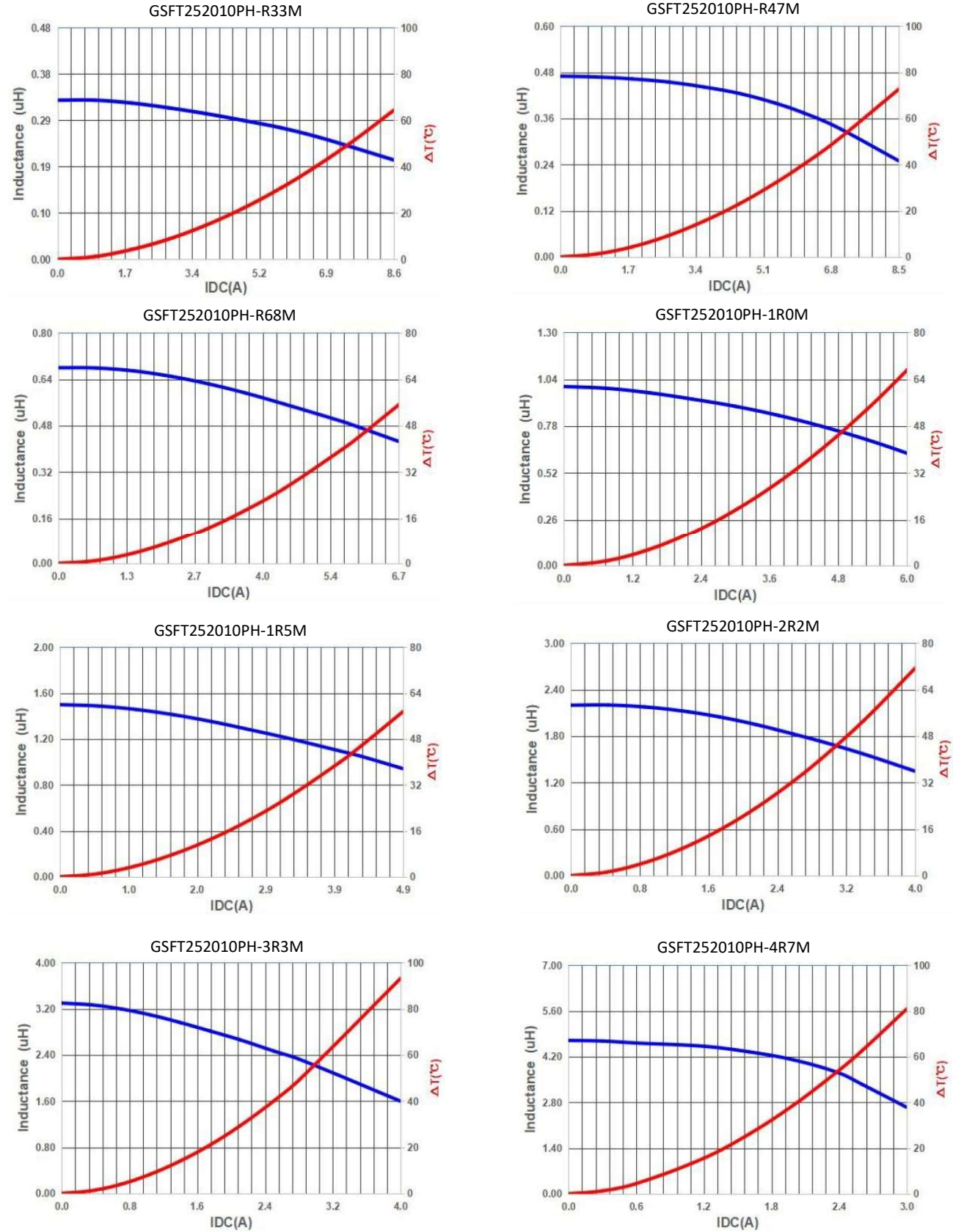
* **Rated voltage 25V DC:** The application of voltage depends on many factors, Over voltage may cause components failure, high temperature, and burn-out, User needs to verify for appropriate usage.

Product Series :	GSFT
File Version :	GSFT-SERIES-V1R6
Established Date :	2023.05.19
Latest Edit Date :	2024.03.15

Brand :	GOTREND
Editor :	Yinghui Guo
Description :	High Current Inductor
Product Type :	<input checked="" type="checkbox"/> Standard <input type="checkbox"/> Customize

GSFT252010PH-SERIES

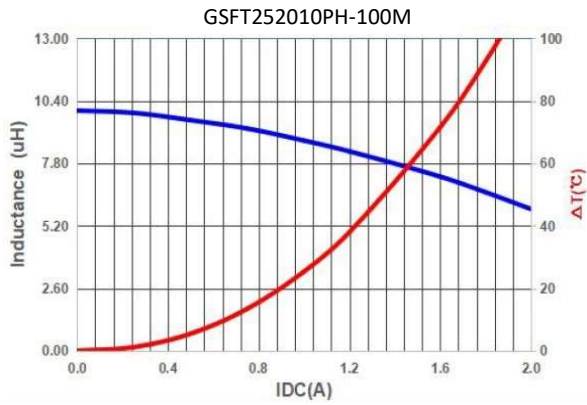
Typical Performance Curves :



Product Series : GSFT	Brand : GOTREND
File Version : GSFT-SERIES-V1R6	Editor : Yinghui Guo
Established Date : 2023.05.19	Description : High Current Inductor
Latest Edit Date : 2024.03.15	Product Type : <input checked="" type="checkbox"/> Standard <input type="checkbox"/> Customize

GSFT252010PH-SERIES

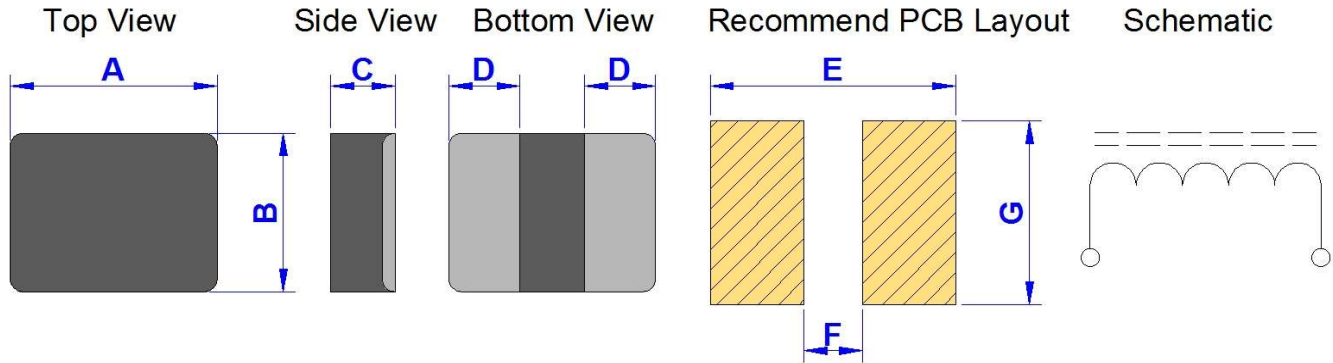
Typical Performance Curves :



Product Series : GSFT	Brand : GOTREND
File Version : GSFT-SERIES-V1R6	Editor : Yinghui Guo
Established Date : 2023.05.19	Description : High Current Inductor
Latest Edit Date : 2024.03.15	Product Type : <input checked="" type="checkbox"/> Standard <input type="checkbox"/> Customize

GSFT252010P-SERIES

Dimension [mm] :



Size Code	A (+/-0.3)	B (+/-0.3)	C (+/-0.2)	D (+/-0.3)	E (Ref.)	F (Ref.)	G (Ref.)
252010	2.5	2.0	0.8	0.9	2.9	0.5	2.3

Electrical Characteristics :

Part No.	Inductance (uH)	Inductance Tolerance	DCR (m Ohm)		Isat (A)		Irms (A)	
			Typ.	Max.	Typ.	Max.	Typ.	Max.
GSFT252010P-R22M	0.22	M	12.00	15.00	7.7	7.0	7.2	6.6
GSFT252010P-R33M	0.33	M	16.00	19.00	7.2	6.4	6.6	6.0
GSFT252010P-R47M	0.47	M	20.00	24.00	6.0	5.4	5.8	5.1
GSFT252010P-R68M	0.68	M	25.00	30.00	5.2	4.8	5.1	4.7
GSFT252010P-1R0M	1.00	M	42.00	50.40	4.6	3.8	4.3	4.0
GSFT252010P-1R5M	1.50	M	60.00	72.00	3.5	3.2	3.3	3.0
GSFT252010P-2R2M	2.20	M	85.00	102.00	3.0	2.7	2.8	2.5
GSFT252010P-3R3M	3.30	M	130.00	156.00	2.1	1.8	2.0	1.7

* **Test Condition:** @100KHz , 1.0Vrms , 25°C Ambient

* **Inductance Tolerance :** M = +/-20%

* **Irms :** Rated Current Loading when temperature rise approximately 40°C

* **Isat :** Saturated Current measured at the point of L drop approximately 30%

* **The part temperature (ambient + temp rise):** should not exceed 125°C under worst case operating conditions. Circuit design, component, PCB trace size and thickness, airflow and other cooling provisions all affect the part temperature. Part temperature should be verified in the end application.

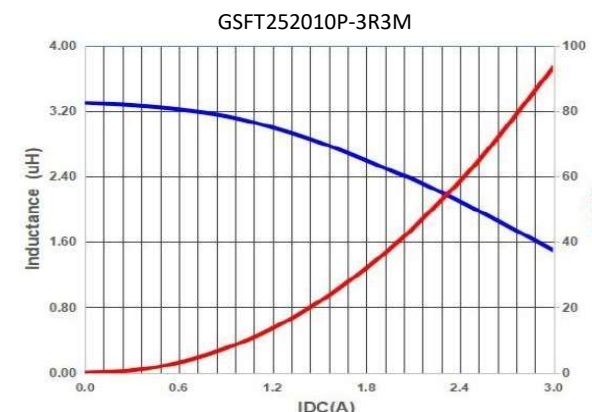
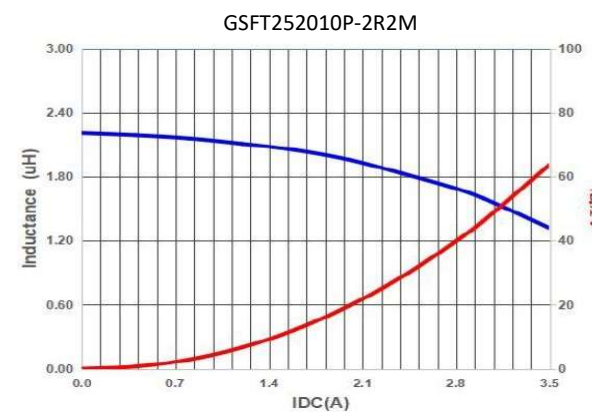
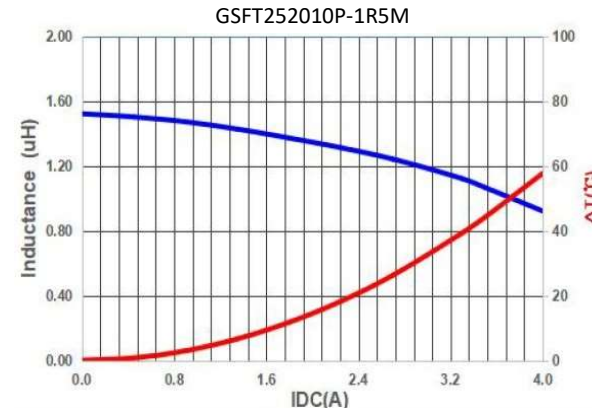
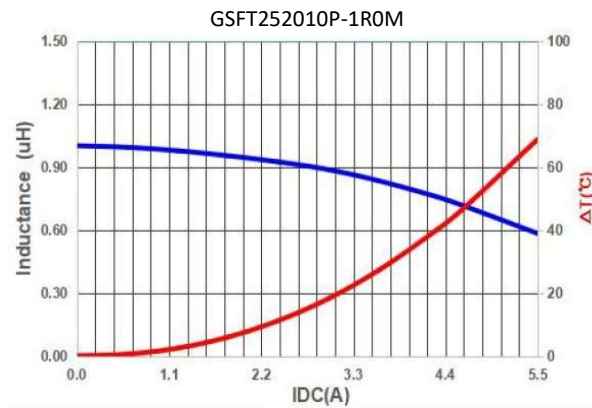
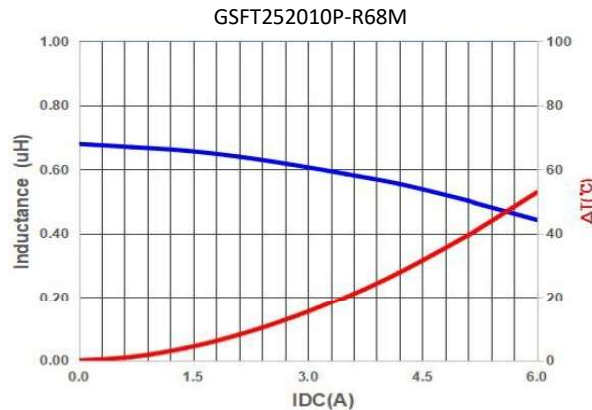
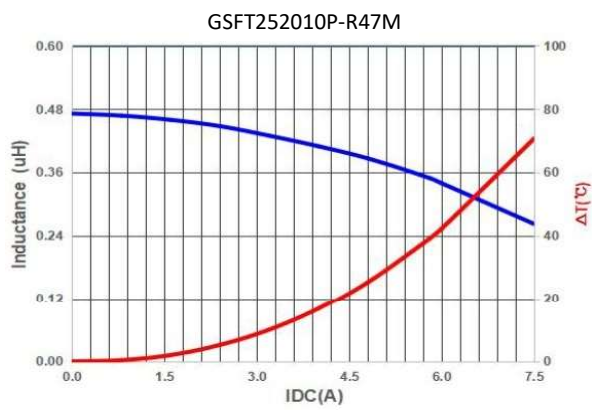
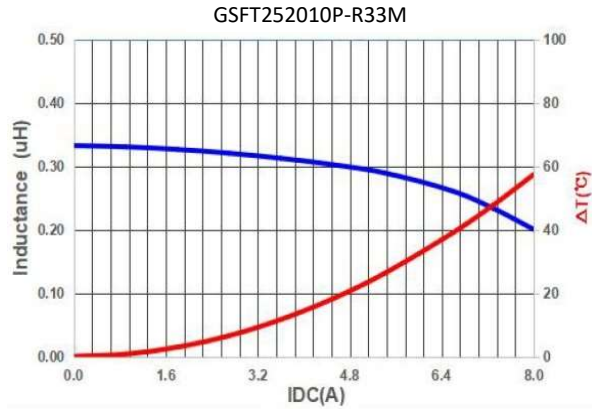
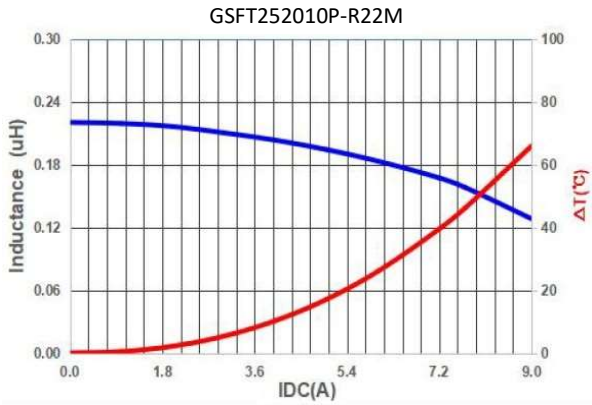
* **Rated voltage 25V DC:** The application of voltage depends on many factors, Over voltage may cause components failure, high temperature, and burn-out, User needs to verify for appropriate usage.

Product Series :	GSFT
File Version :	GSFT-SERIES-V1R6
Established Date :	2023.05.19
Latest Edit Date :	2024.03.15

Brand :	GOTREND
Editor :	Yinghui Guo
Description :	High Current Inductor
Product Type :	<input checked="" type="checkbox"/> Standard <input type="checkbox"/> Customize

GSFT252010P-SERIES

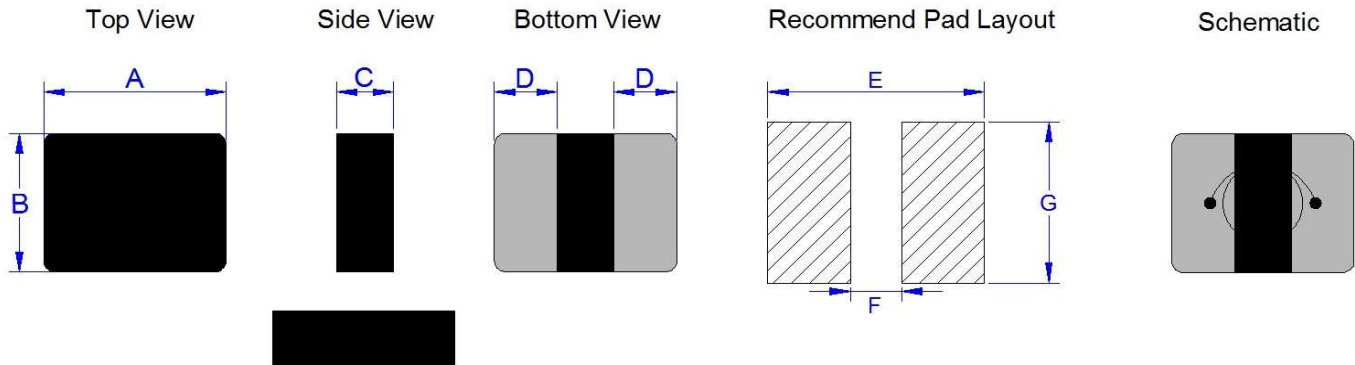
Typical Performance Curves :



Product Series :	GSFT	Brand :	GOTREND
File Version :	GSFT-SERIES-V1R6	Editor :	Yinghui Guo
Established Date :	2023.05.19	Description :	High Current Inductor
Latest Edit Date :	2024.03.15	Product Type :	<input checked="" type="checkbox"/> Standard <input type="checkbox"/> Customize

GSFT252012PH-SERIES

Dimension [mm] :



Size Code	A (+/-0.3)	B (+/-0.3)	C (+/-0.2)	D (+/-0.3)	E(Ref.)	F(Ref.)	G(Ref.)
252012PH	2.5	2.0	1.0	0.9	2.9	0.5	2.3

Electrical Characteristics :

Part No.	Inductance (uH)	Inductance Tolerance	DCR (m Ohm)		Isat (A)		Irms (A)	
			Typ.	Max.	Typ.	Max.	Typ.	Max.
GSFT252012PH-R10M	0.10	M	4.0	7.0	12.0	10.0	12.0	8.0
GSFT252012PH-R22M	0.22	M	9.0	10.8	9.6	9.0	8.2	7.6
GSFT252012PH-R33M	0.33	M	10.0	12.0	8.0	7.5	7.0	6.4
GSFT252012PH-R68M	0.68	M	19.0	23.0	6.5	6.0	6.1	5.5
GSFT252012PH-1R0M	1.00	M	31.0	37.0	5.8	5.3	5.7	5.2
GSFT252012PH-2R2M	2.20	M	52.0	60.0	4.0	3.3	3.7	3.3
GSFT252012PH-3R3M	3.30	M	80.0	97.0	3.0	2.7	2.8	2.5
GSFT252012PH-4R7M	4.70	M	170.0	204.0	2.8	2.2	2.3	2.0
GSFT252012PH-100M	10.0	M	330.0	400.0	1.6	1.45	1.2	1.05

* **Test Condition :** @1MHz , 1.0Vrms , 25°C Ambient

* **Inductance Tolerance :** M = +/-20%

* **Irms :** Rated Current Loading when temperature rise approximately ΔT of 40°C

* **Isat :** Saturated Current measured at the point of L drop approximately 30%

* **The part temperature (ambient + temp rise):** should not exceed 125°C under worst case operating conditions. Circuit design, component,PCB trace size and thickness,airflow and other cooling provisions all affect the part temperature. Part temperature should be verified in the end application.

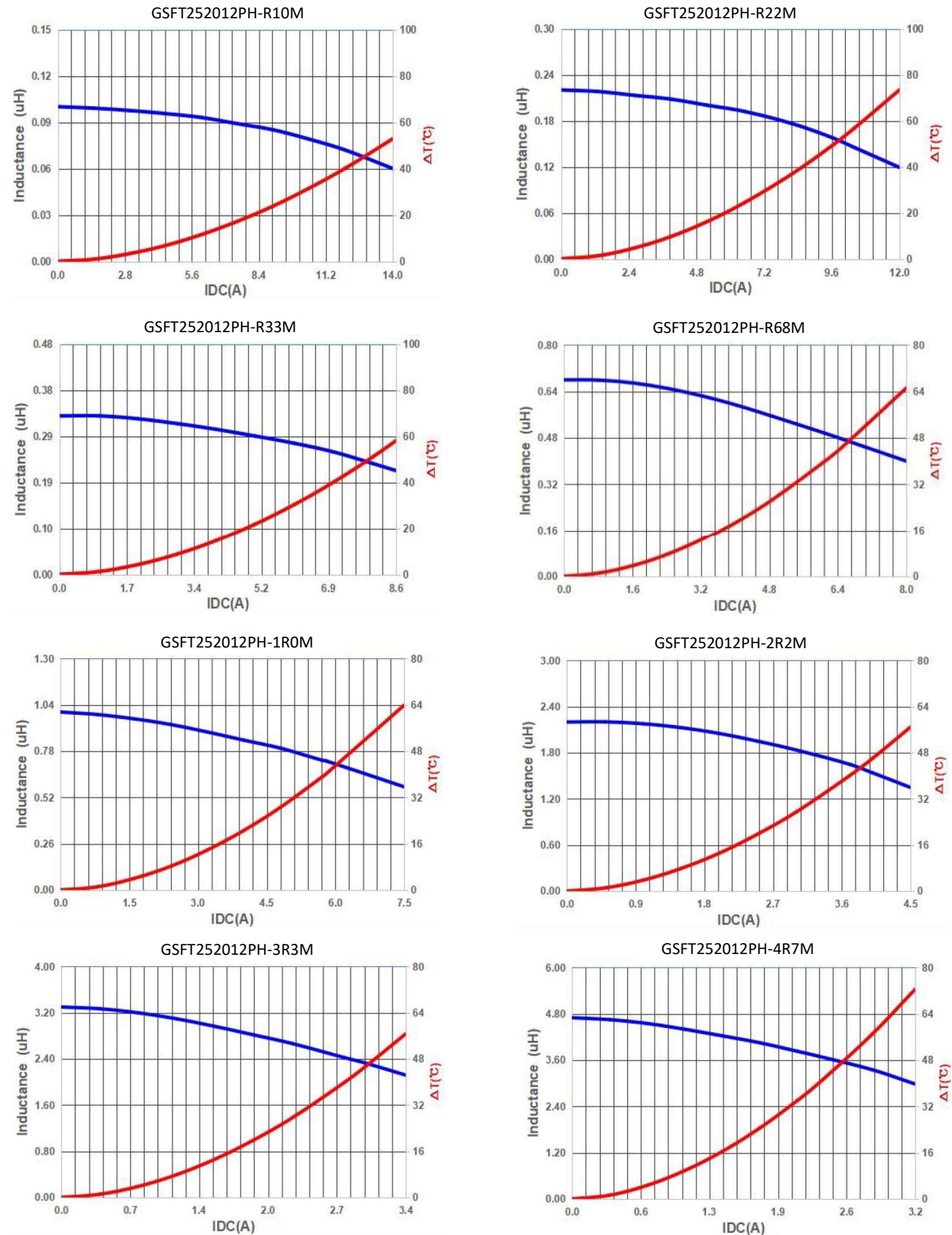
* **Rated voltage 25V DC:** The application of voltage depends on many factors,Over voltage may cause components failure, high temperature,and burn-out,User needs to verify for appropriate usage.

Product Series :	GSFT
File Version :	GSFT-SERIES-V1R6
Established Date :	2023.05.19
Latest Edit Date :	2024.03.15

Brand :	GOTREND
Editor :	Yinghui Guo
Description :	High Current Inductor
Product Type :	<input checked="" type="checkbox"/> Standard <input type="checkbox"/> Customize

GSFT252012PH-SERIES

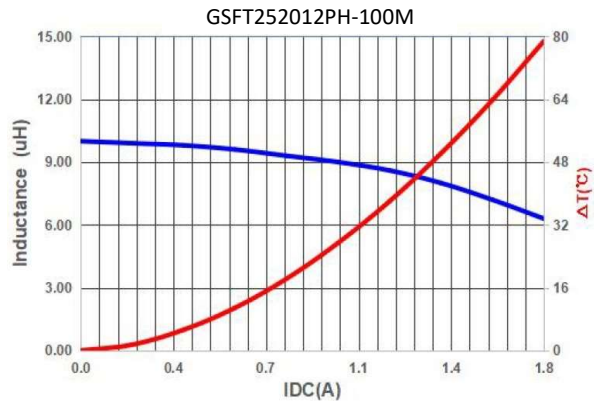
Typical Performance Curves :



Product Series : GSFT	Brand : GOTREND
File Version : GSFT-SERIES-V1R6	Editor : Yinghui Guo
Established Date : 2023.05.19	Description : High Current Inductor
Latest Edit Date : 2024.03.15	Product Type : <input checked="" type="checkbox"/> Standard <input type="checkbox"/> Customize

GSFT252012PH-SERIES

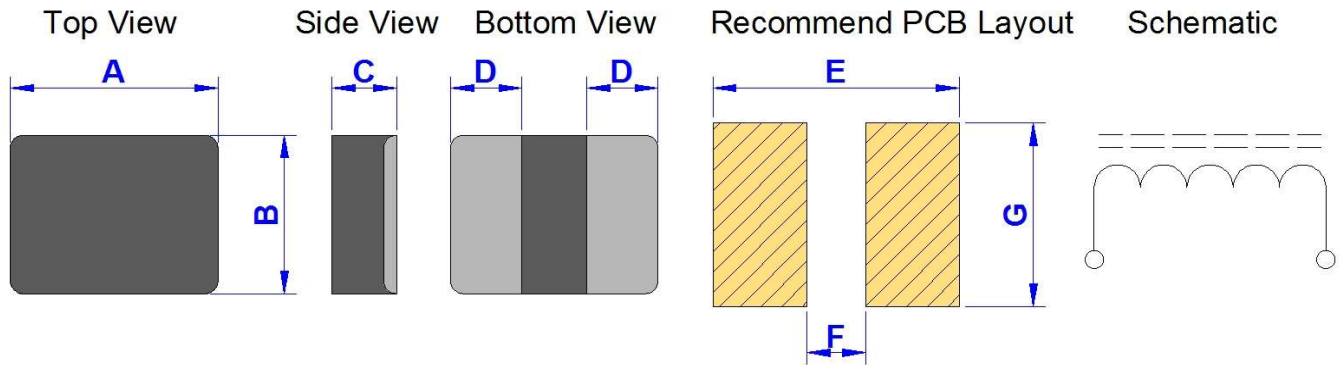
Typical Performance Curves :



Product Series : GSFT	Brand : GOTREND
File Version : GSFT-SERIES-V1R6	Editor : Yinghui Guo
Established Date : 2023.05.19	Description : High Current Inductor
Latest Edit Date : 2024.03.15	Product Type : <input checked="" type="checkbox"/> Standard <input type="checkbox"/> Customize

GSFT252012P-SERIES

Dimension [mm] :



Size Code	A (+/-0.3)	B (+/-0.3)	C (+/-0.2)	D (+/-0.3)	E (Ref.)	F (Ref.)	G (Ref.)
252012	2.5	2.0	1.0	0.9	2.9	0.5	2.3

Electrical Characteristics :

Part No.	Inductance (uH)	Inductance Tolerance	DCR (m Ohm)		Isat (A)		Irms (A)	
			Typ.	Max.	Typ.	Max.	Typ.	Max.
GSFT252012P-R15M	0.15	M	8.00	9.60	11.0	10.0	9.0	8.0
GSFT252012P-R24M	0.24	M	11.00	13.20	7.8	7.2	7.3	6.8
GSFT252012P-R33M	0.33	M	14.00	17.00	7.5	6.8	6.8	6.3
GSFT252012P-R47M	0.47	M	15.00	18.00	6.2	5.6	6.2	5.6
GSFT252012P-R68M	0.68	M	23.00	27.60	5.5	5.0	5.3	4.9
GSFT252012P-1R0M	1.00	M	33.00	39.60	5.0	4.2	4.5	4.2
GSFT252012P-1R5M	1.50	M	43.00	51.60	4.0	3.5	3.7	3.4
GSFT252012P-2R2M	2.20	M	66.00	79.20	3.4	3.1	3.1	2.8
GSFT252012P-3R3M	3.30	M	115.00	138.00	3.0	2.7	2.4	2.2
GSFT252012P-4R7M	4.70	M	170.00	204.00	2.8	2.5	2.0	1.8

* **Test Condition:** @100KHz , 1.0Vrms , 25°C Ambient

* **Inductance Tolerance :** M = +/-20%

* **Irms :** Rated Current Loading when temperature rise approximately 40°C

* **Isat :** Saturated Current measured at the point of L drop approximately 30%

* **The part temperature (ambient + temp rise):** should not exceed 125°C under worst case operating conditions. Circuit design, component, PCB trace size and thickness, airflow and other cooling provisions all affect the part temperature. Part temperature should be verified in the end application.

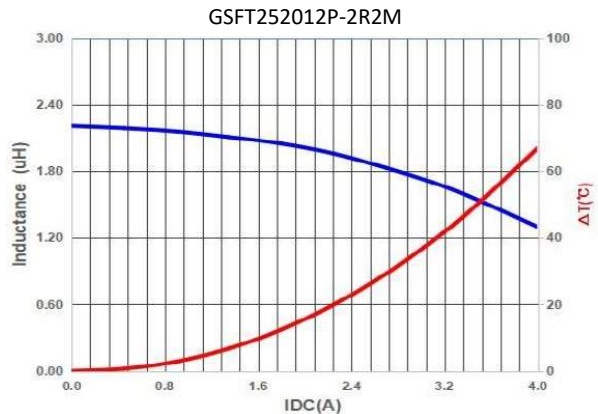
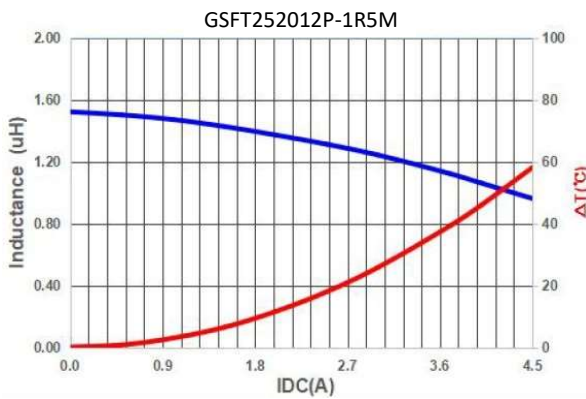
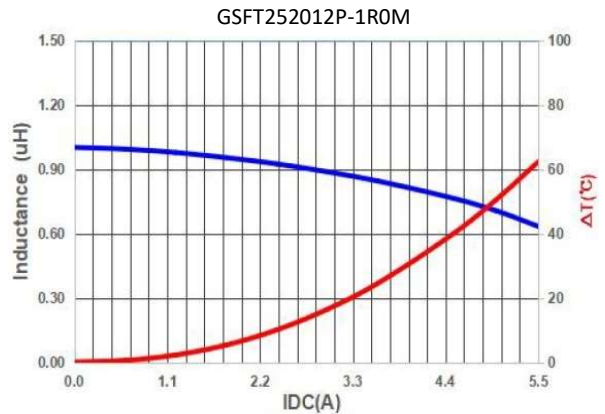
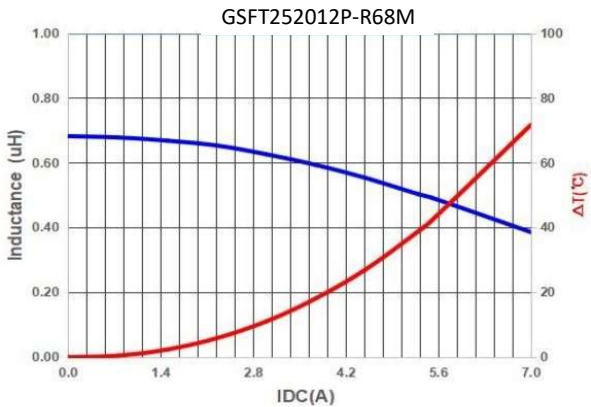
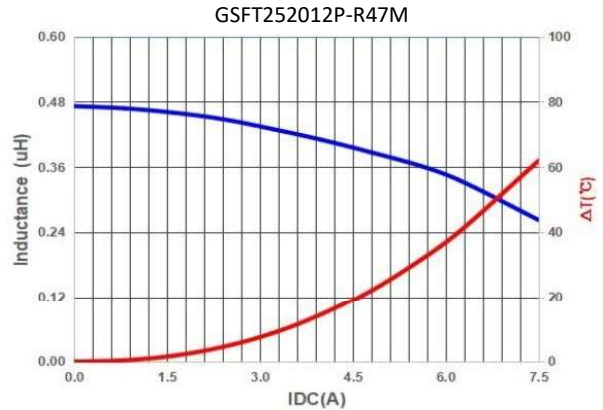
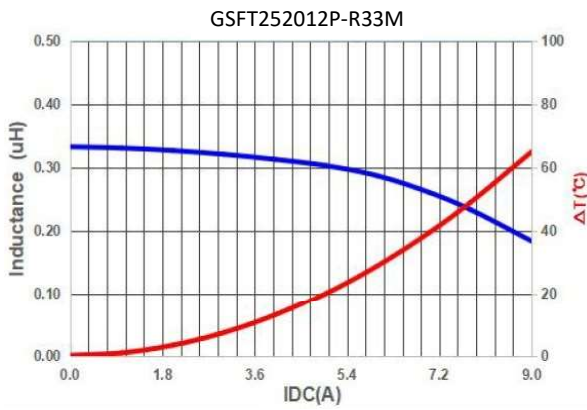
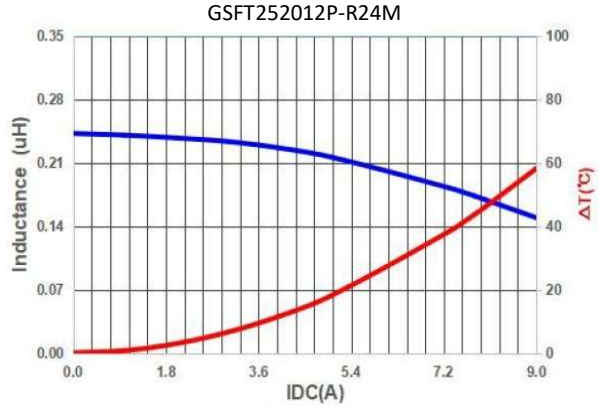
* **Rated voltage 25V DC:** The application of voltage depends on many factors, Over voltage may cause components failure, high temperature, and burn-out, User needs to verify for appropriate usage.

Product Series :	GSFT
File Version :	GSFT-SERIES-V1R6
Established Date :	2023.05.19
Latest Edit Date :	2024.03.15

Brand :	GOTREND
Editor :	Yinghui Guo
Description :	High Current Inductor
Product Type :	<input checked="" type="checkbox"/> Standard <input type="checkbox"/> Customize

GSFT252012P-SERIES

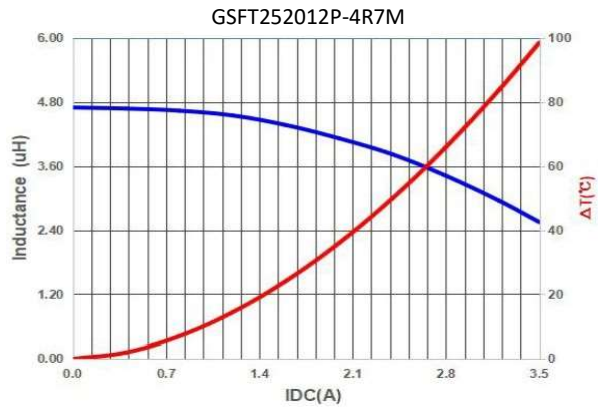
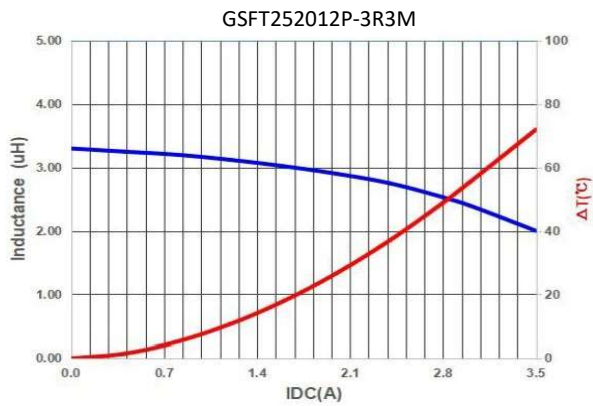
Typical Performance Curves :



Product Series : GSFT	Brand : GOTREND
File Version : GSFT-SERIES-V1R6	Editor : Yinghui Guo
Established Date : 2023.05.19	Description : High Current Inductor
Latest Edit Date : 2024.03.15	Product Type : <input checked="" type="checkbox"/> Standard <input type="checkbox"/> Customize

GSFT252012P-SERIES

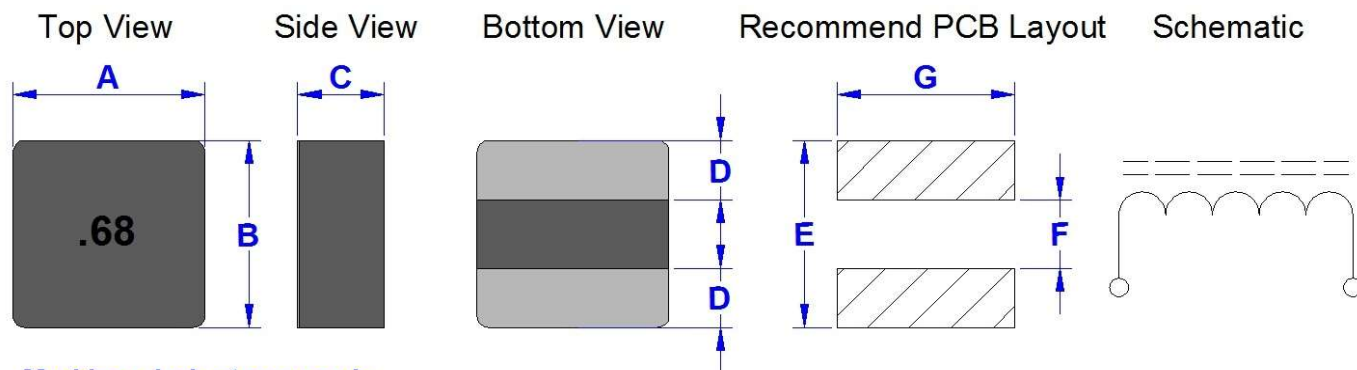
Typical Performance Curves :



Product Series :	GSFT	Brand :	GOTREND
File Version :	GSFT-SERIES-V1R6	Editor :	Yinghui Guo
Established Date :	2023.05.19	Description :	High Current Inductor
Latest Edit Date :	2024.03.15	Product Type :	<input checked="" type="checkbox"/> Standard <input type="checkbox"/> Customize

GSFT3012PL-R68M

Dimension [mm] :



Marking : Inductance code

Size Code	A (+/-0.2)	B (+/-0.2)	C (+/-0.2)	D (+/-0.3)	E (Ref.)	F (Ref.)	G (Ref.)
3012PL	3.10	3.20	1.00	1.05	3.50	0.80	3.50

Electrical Characteristics :

Part No.	Inductance (uH)	Inductance Tolerance	DCR (m Ohm)		Isat (A)		Irms (A)		ACR (m Ohm) @1MHz Max.
			Typ.	Max.	Typ.	Max.	Typ.	Max.	
GSFT3012PL-R68M	0.68	M	14.5	16.0	7.7	7.0	7.5	6.8	120.0

* **Test Condition:** @100KHz , 1.0Vrms , 25°C Ambient

* **Inductance Tolerance :** M = +/-20%

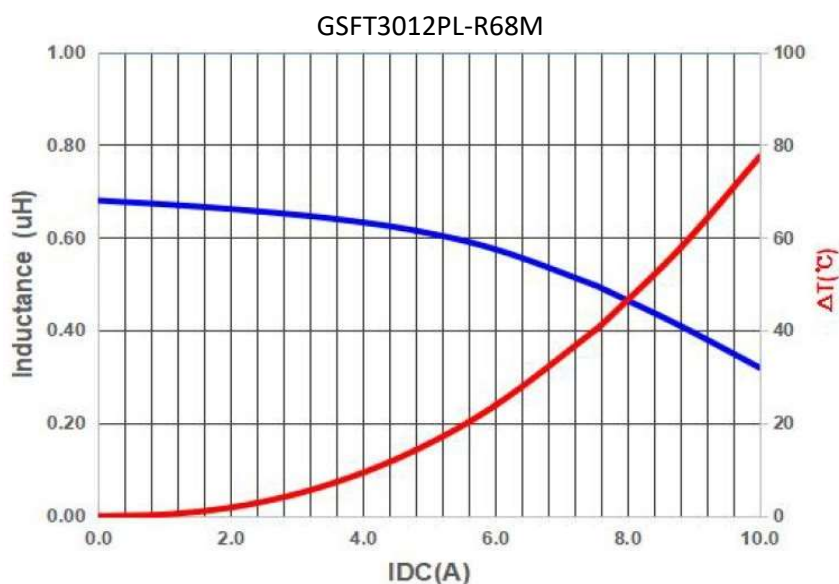
* **Irms :** Rated Current Loading when temperature rise approximately 40°C

* **Isat :** Saturated Current measured at the point of L drop approximately 30%

* **The part temperature (ambient + temp rise):** should not exceed 125°C under worst case operating conditions. Circuit design, component, PCB trace size and thickness, airflow and other cooling provisions all affect the part temperature. Part temperature should be verified in the end application.

* **Rated voltage 25V DC:** The application of voltage depends on many factors, Over voltage may cause components failure, high temperature, and burn-out, User needs to verify for appropriate usage.

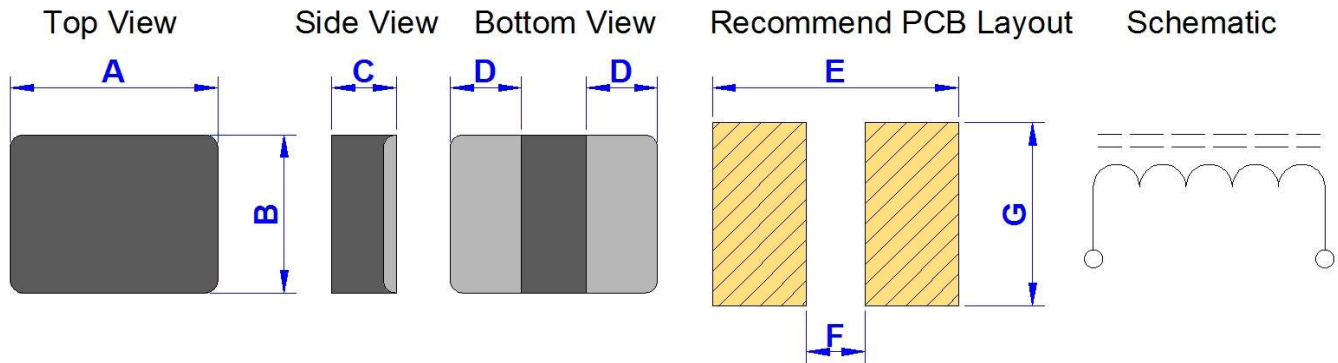
Typical Performance Curves :



Product Series : GSFT	Brand : GOTREND
File Version : GSFT-SERIES-V1R6	Editor : Yinghui Guo
Established Date : 2023.05.19	Description : High Current Inductor
Latest Edit Date : 2024.03.15	Product Type : <input checked="" type="checkbox"/> Standard <input type="checkbox"/> Customize

GSFT322510P-SERIES

Dimension [mm] :



Size Code	A (+/-0.3)	B (+/-0.3)	C (+/-0.2)	D (+/-0.3)	E (Ref.)	F (Ref.)	G (Ref.)
322510	3.2	2.5	0.8	1.1	3.7	0.7	2.8

Electrical Characteristics :

Part No.	Inductance (uH)	Inductance Tolerance	DCR (m Ohm)		Isat (A)		Irms (A)	
			Typ.	Max.	Typ.	Max.	Typ.	Max.
GSFT322510P-R33M	0.33	M	15.00	18.00	8.0	7.0	7.0	6.0
GSFT322510P-R47M	0.47	M	18.00	21.60	6.5	5.5	6.0	5.5
GSFT322510P-R68M	0.68	M	22.00	26.40	6.0	5.2	5.5	5.0
GSFT322510P-1R0M	1.00	M	30.00	36.00	4.8	4.0	4.8	4.0
GSFT322510P-1R5M	1.50	M	48.30	58.00	4.3	3.8	3.8	3.2
GSFT322510P-2R2M	2.20	M	67.00	80.40	3.6	3.3	3.1	2.7
GSFT322510P-3R3M	3.30	M	100.00	120.00	3.1	2.8	2.5	2.1
GSFT322510P-4R7M	4.70	M	143.00	172.00	2.2	1.9	2.0	1.7

* **Test Condition:** @100KHz , 1.0Vrms , 25°C Ambient

* **Inductance Tolerance :** M = +/-20%

* **Irms :** Rated Current Loading when temperature rise approximately 40°C

* **Isat :** Saturated Current measured at the point of L drop approximately 30%

* **The part temperature (ambient + temp rise):** should not exceed 125°C under worst case operating conditions. Circuit design, component,PCB trace size and thickness,airflow and other cooling provisions all affect the part temperature. Part temperature should be verified in the end application.

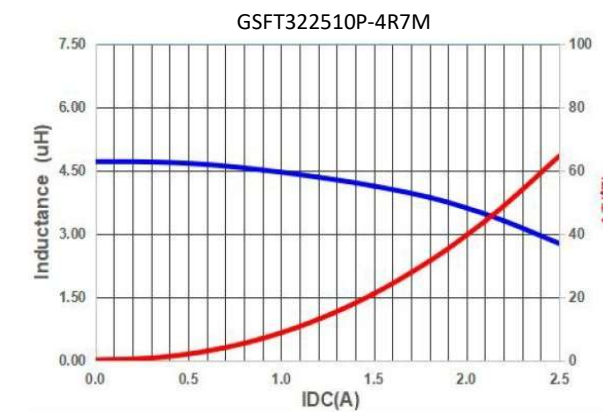
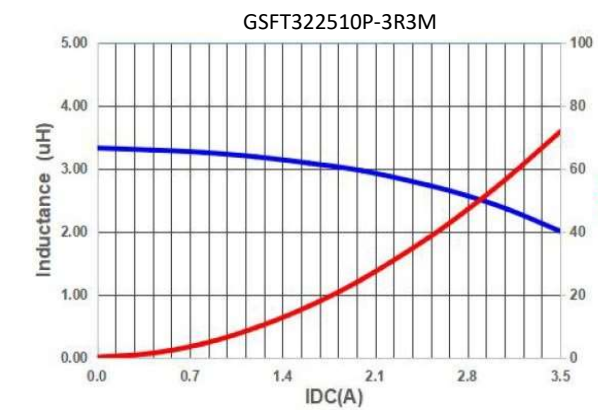
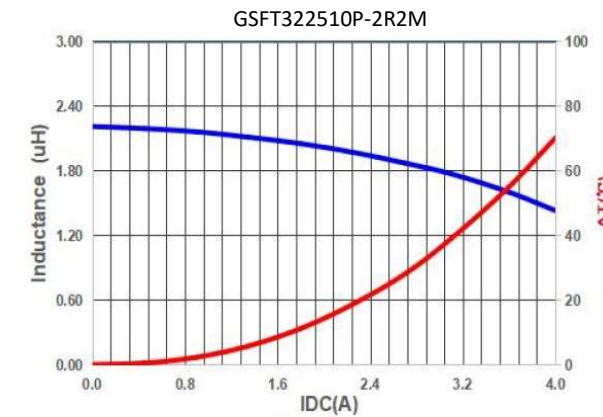
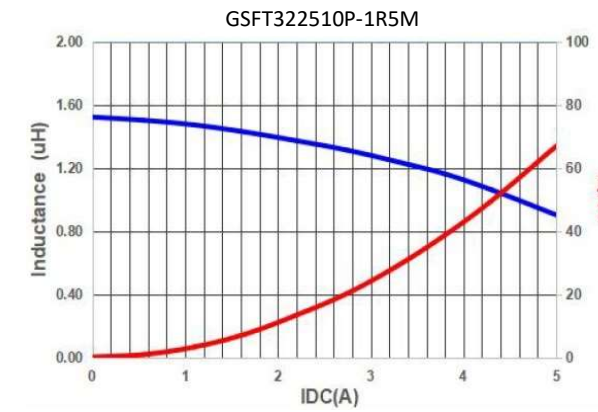
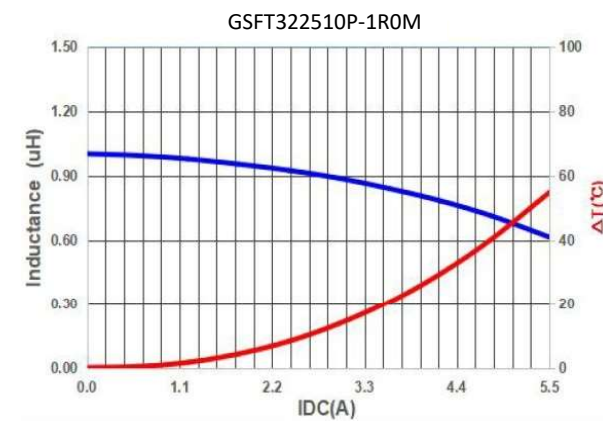
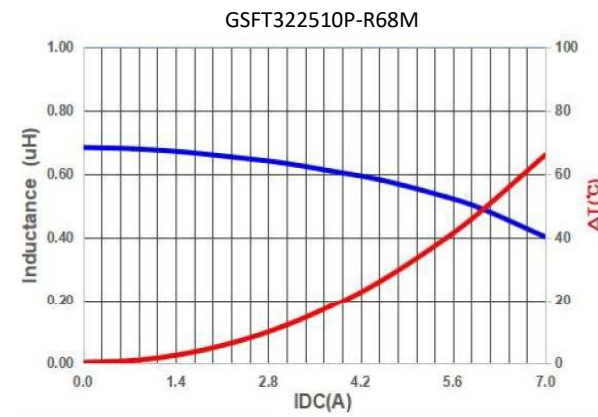
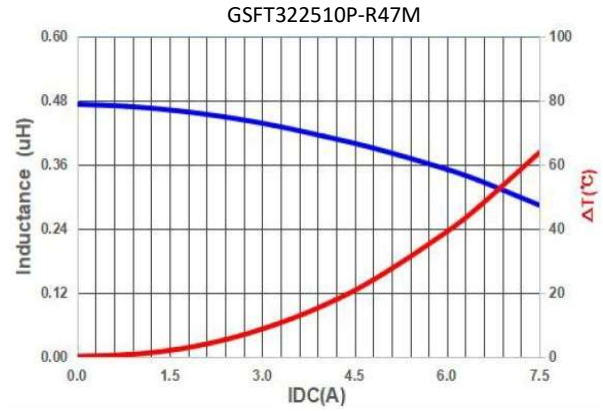
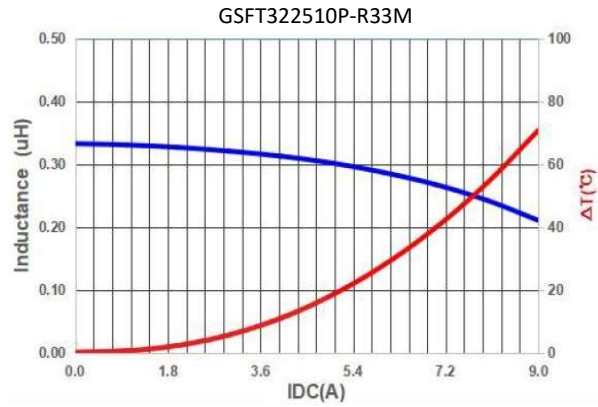
* **Rated voltage 25V DC:** The application of voltage depends on many factors,Over voltage may cause components failure, high temperature,and burn-out,User needs to verify for appropriate usage.

Product Series :	GSFT
File Version :	GSFT-SERIES-V1R6
Established Date :	2023.05.19
Latest Edit Date :	2024.03.15

Brand :	GOTREND
Editor :	Yinghui Guo
Description :	High Current Inductor
Product Type :	<input checked="" type="checkbox"/> Standard <input type="checkbox"/> Customize

GSFT322510P-SERIES

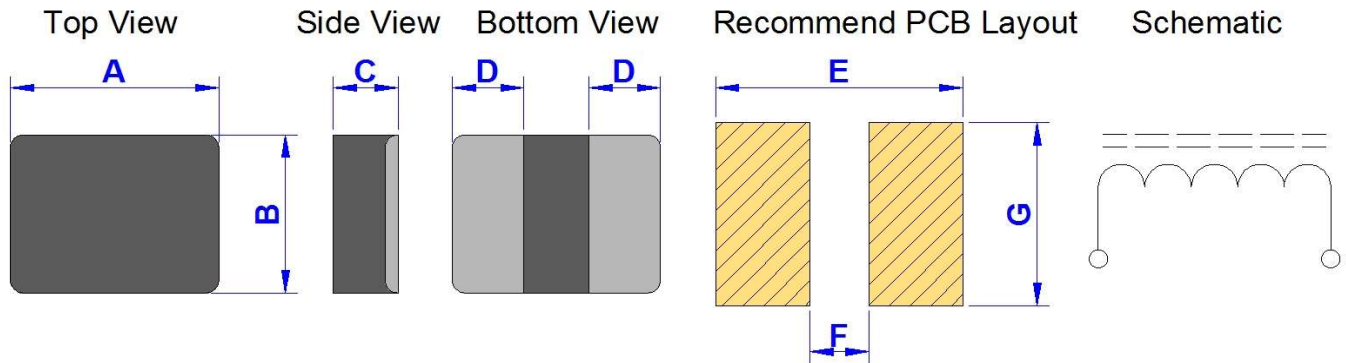
Typical Performance Curves :



Product Series : GSFT	Brand : GOTREND
File Version : GSFT-SERIES-V1R6	Editor : Yinghui Guo
Established Date : 2023.05.19	Description : High Current Inductor
Latest Edit Date : 2024.03.15	Product Type : <input checked="" type="checkbox"/> Standard <input type="checkbox"/> Customize

GSFT322512P-SERIES

Dimension [mm] :



Size Code	A (+/-0.3)	B (+/-0.3)	C (+/-0.2)	D (+/-0.3)	E (Ref.)	F (Ref.)	G (Ref.)
322512	3.2	2.5	1.0	1.1	3.7	0.7	2.8

Electrical Characteristics :

Part No.	Inductance (uH)	Inductance Tolerance	DCR (m Ohm)		Isat (A)		Irms (A)	
			Typ.	Max.	Typ.	Max.	Typ.	Max.
GSFT322512P-R15M	0.15	M	6.50	7.80	11.0	10.0	10.1	9.5
GSFT322512P-R22M	0.22	M	7.40	8.50	9.3	8.7	9.5	9.0
GSFT322512P-R33M	0.33	M	10.00	13.00	9.1	8.5	8.5	8.0
GSFT322512P-R47M	0.47	M	16.00	19.20	8.2	7.4	7.0	6.5
GSFT322512P-R68M	0.68	M	20.00	24.00	7.3	6.8	6.2	5.7
GSFT322512P-1R0M	1.00	M	26.00	32.00	6.5	5.7	5.5	5.0
GSFT322512P-1R5M	1.50	M	44.00	53.00	5.0	4.5	4.4	3.9
GSFT322512P-2R2M	2.20	M	61.00	73.00	4.8	4.3	4.0	3.6
GSFT322512P-3R3M	3.30	M	87.00	101.00	3.4	3.0	3.1	2.8
GSFT322512P-4R7M	4.70	M	122.00	146.00	2.8	2.4	2.2	1.9

* **Test Condition:** @100KHz , 1.0Vrms , 25°C Ambient

* **Inductance Tolerance :** M = +/-20%

* **Irms :** Rated Current Loading when temperature rise approximately 40°C

* **Isat :** Saturated Current measured at the point of L drop approximately 30%

* **The part temperature (ambient + temp rise):** should not exceed 125°C under worst case operating conditions. Circuit design, component, PCB trace size and thickness, airflow and other cooling provisions all affect the part temperature. Part temperature should be verified in the end application.

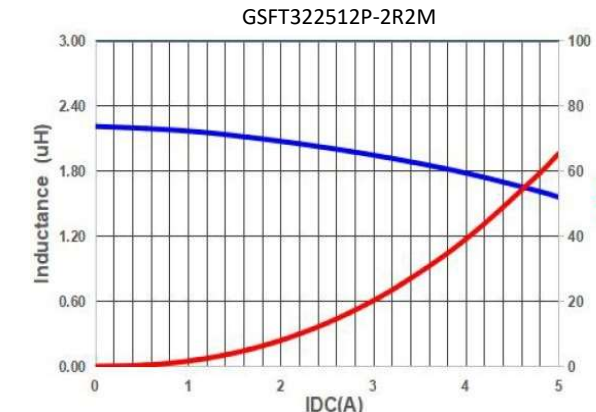
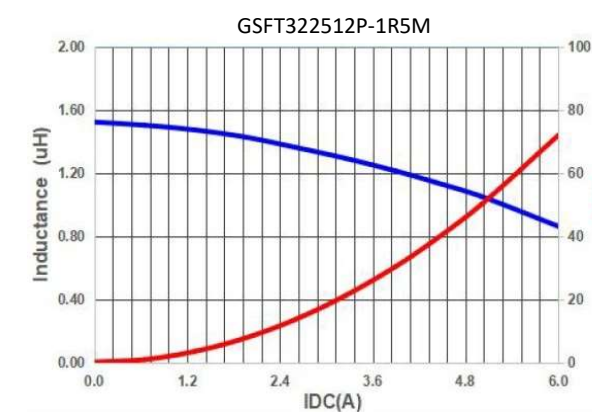
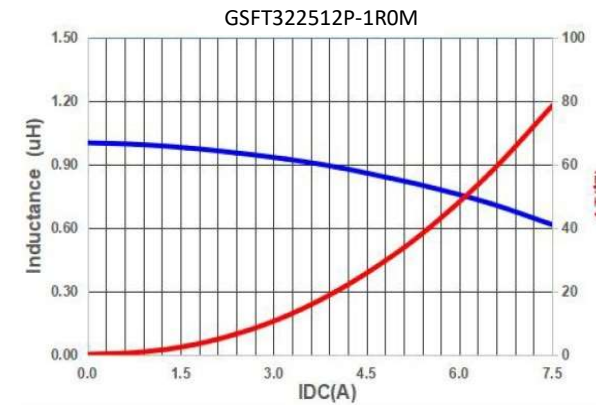
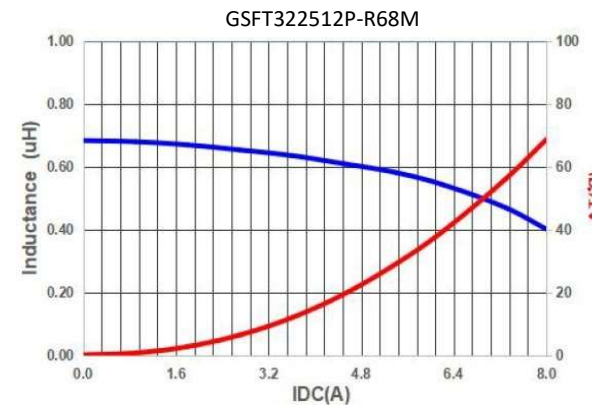
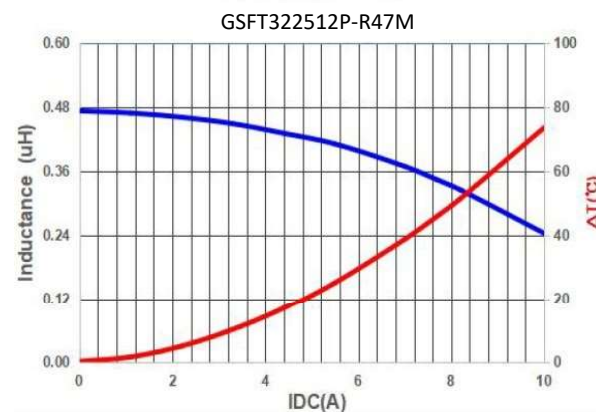
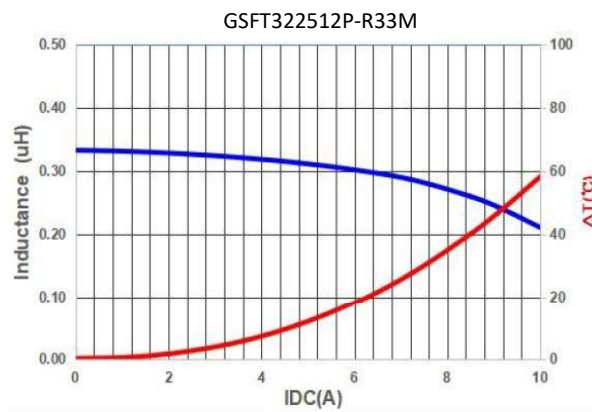
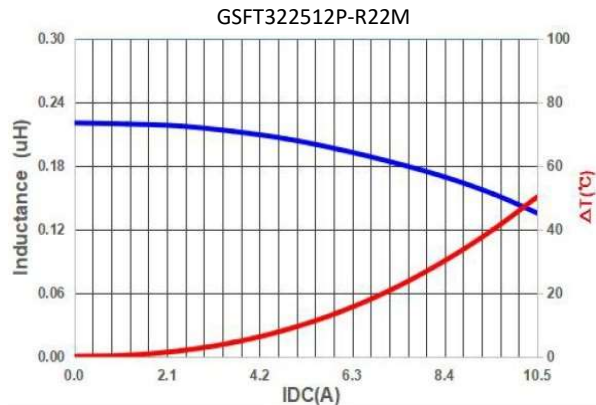
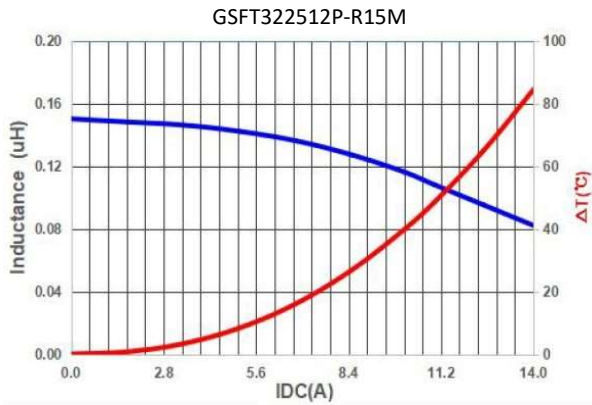
* **Rated voltage 25V DC:** The application of voltage depends on many factors, Over voltage may cause components failure, high temperature, and burn-out, User needs to verify for appropriate usage.

Product Series :	GSFT
File Version :	GSFT-SERIES-V1R6
Established Date :	2023.05.19
Latest Edit Date :	2024.03.15

Brand :	GOTREND	
Editor :	Yinghui Guo	
Description :	High Current Inductor	
Product Type :	<input checked="" type="checkbox"/> Standard	<input type="checkbox"/> Customize

GSFT322512P-SERIES

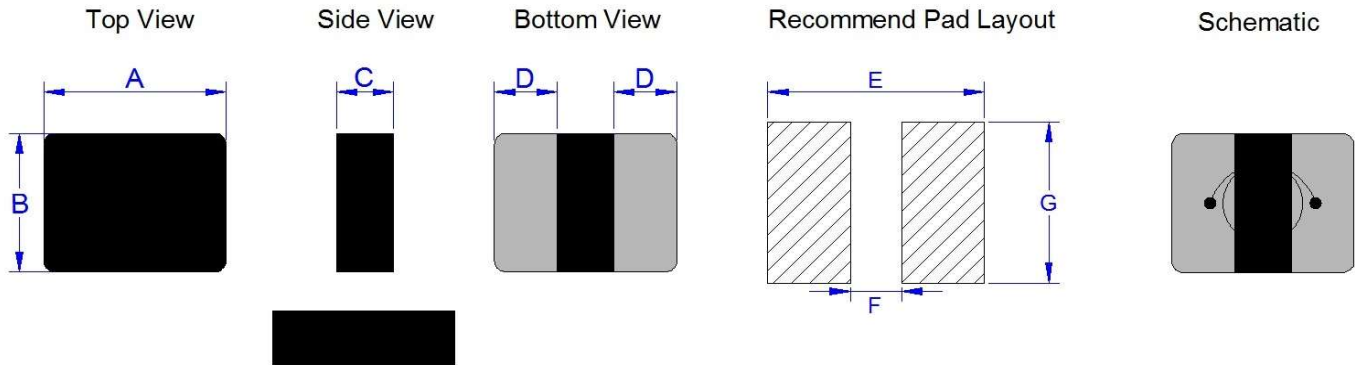
Typical Performance Curves :



Product Series : GSFT	Brand : GOTREND
File Version : GSFT-SERIES-V1R6	Editor : Yinghui Guo
Established Date : 2023.05.19	Description : High Current Inductor
Latest Edit Date : 2024.03.15	Product Type : <input checked="" type="checkbox"/> Standard <input type="checkbox"/> Customize

GSFT322512PH-SERIES

Dimension [mm] :



Size Code	A (+/-0.3)	B (+/-0.3)	C (+/-0.2)	D (+/-0.3)	E(Ref.)	F(Ref.)	G(Ref.)
322512PH	3.2	2.5	1.0	1.1	3.7	0.7	2.8

Electrical Characteristics :

Part No.	Inductance (uH)	Inductance Tolerance	DCR (m Ohm)		Isat (A)		Irms (A)	
			Typ.	Max.	Typ.	Max.	Typ.	Max.
GSFT322512PH-R22M	0.22	M	7.4	8.5	9.3	8.7	9.5	9.0
GSFT322512PH-R33M	0.33	M	9.0	12.0	9.2	8.6	8.5	8.0
GSFT322512PH-R47M	0.47	M	17.0	19.0	8.3	7.5	7.1	6.6
GSFT322512PH-R68M	0.68	M	19.0	24.0	7.4	6.9	6.3	5.8
GSFT322512PH-1R0M	1.00	M	26.0	30.0	6.6	5.8	5.7	5.2
GSFT322512PH-2R2M	2.20	M	58.0	70.0	4.9	4.4	4.2	3.7
GSFT322512PH-3R3M	3.30	M	75.0	95.0	3.5	3.1	3.2	2.8
GSFT322512PH-4R7M	4.70	M	115.0	135.0	2.9	2.5	2.5	2.0

* **Test Condition :** @1MHz , 1.0Vrms , 25°C Ambient

* **Inductance Tolerance :** M = +/-20%

* **Irms :** Rated Current Loading when temperature rise approximately ΔT of 40°C

* **Isat :** Saturated Current measured at the point of L drop approximately 30%

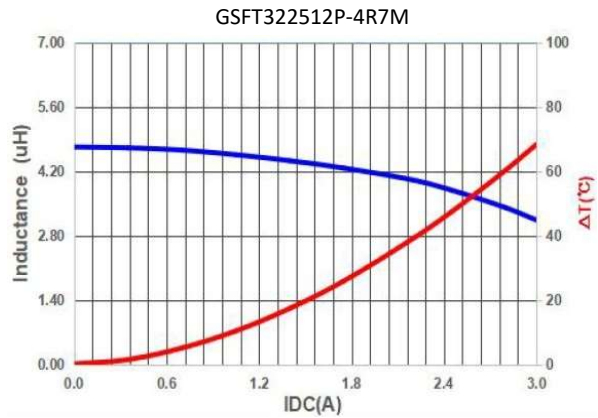
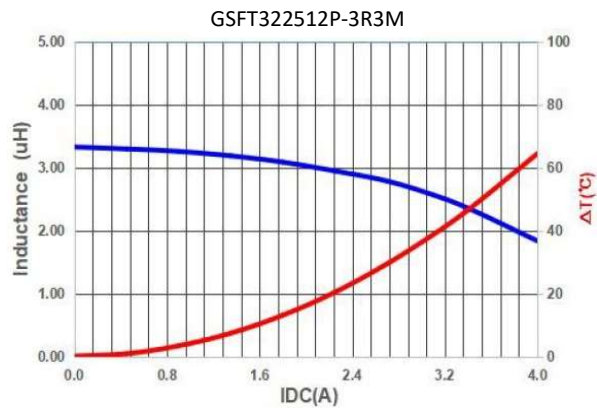
* **The part temperature (ambient + temp rise):** should not exceed 125°C under worst case operating conditions. Circuit design, component,PCB trace size and thickness,airflow and other cooling provisions all affect the part temperature. Part temperature should be verified in the end application.

* **Rated voltage 25V DC:** The application of voltage depends on many factors,Over voltage may cause components failure, high temperature,and burn-out,User needs to verify for appropriate usage.

Product Series : GSFT	Brand : GOTREND
File Version : GSFT-SERIES-V1R6	Editor : Yinghui Guo
Established Date : 2023.05.19	Description : High Current Inductor
Latest Edit Date : 2024.03.15	Product Type : <input checked="" type="checkbox"/> Standard <input type="checkbox"/> Customize

GSFT322512P-SERIES

Typical Performance Curves :

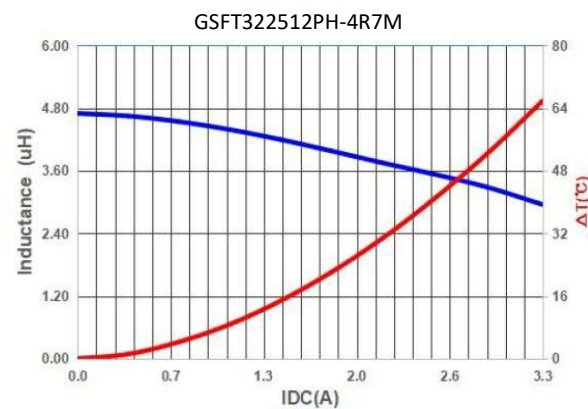
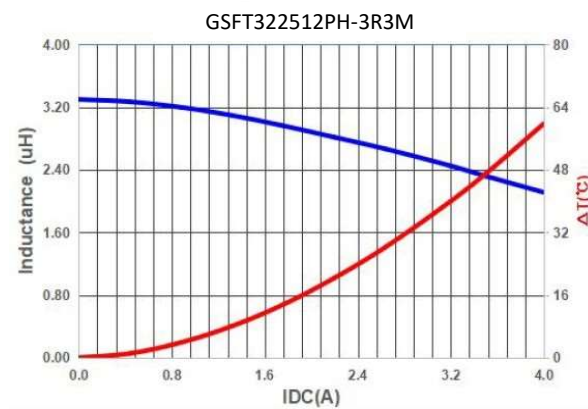
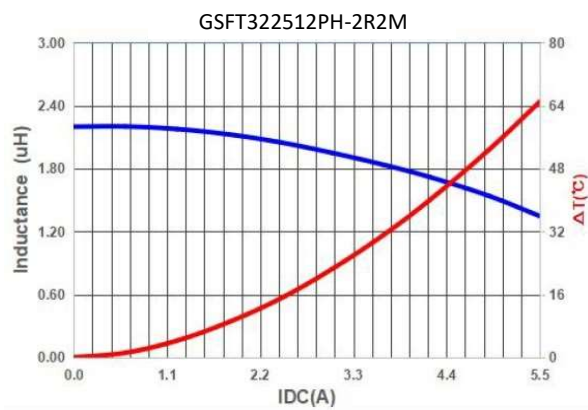
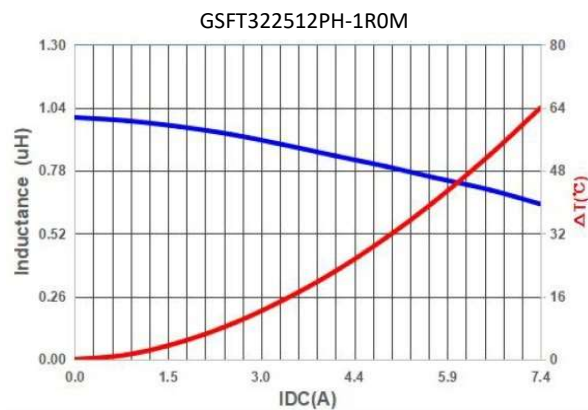
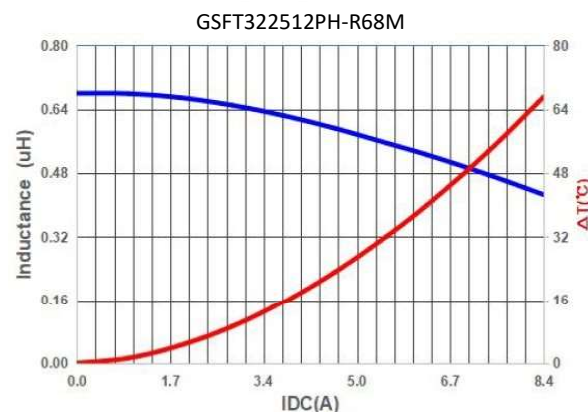
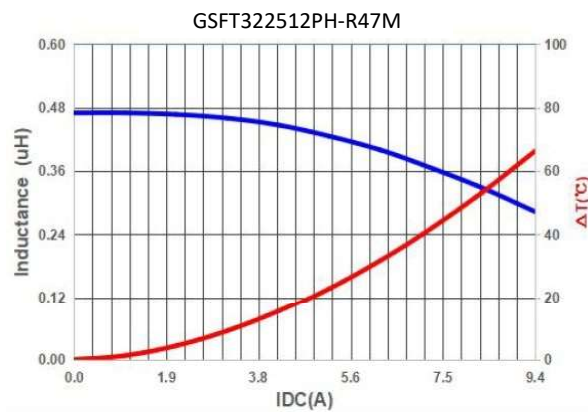
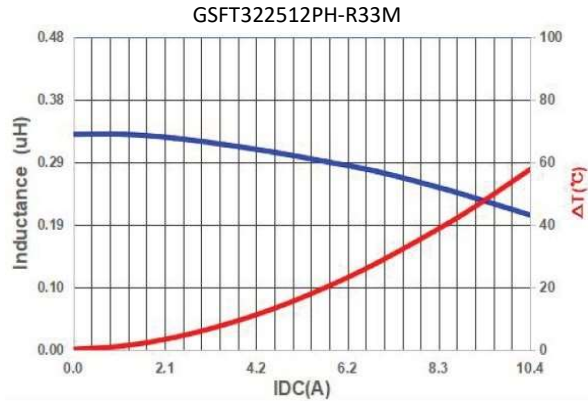
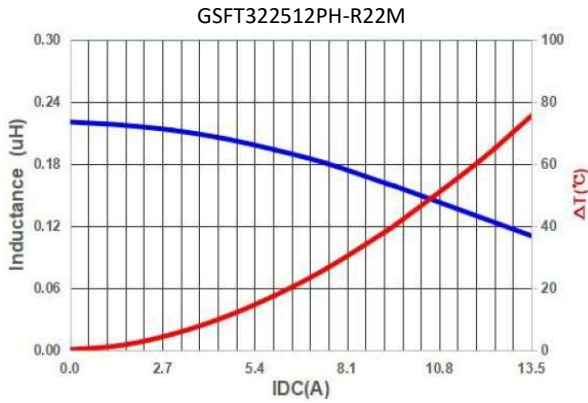


Product Series :	GSFT
File Version :	GSFT-SERIES-V1R6
Established Date :	2023.05.19
Latest Edit Date :	2024.03.15

Brand :	GOTREND
Editor :	Yinghui Guo
Description :	High Current Inductor
Product Type :	<input checked="" type="checkbox"/> Standard <input type="checkbox"/> Customize

GSFT322512PH-SERIES

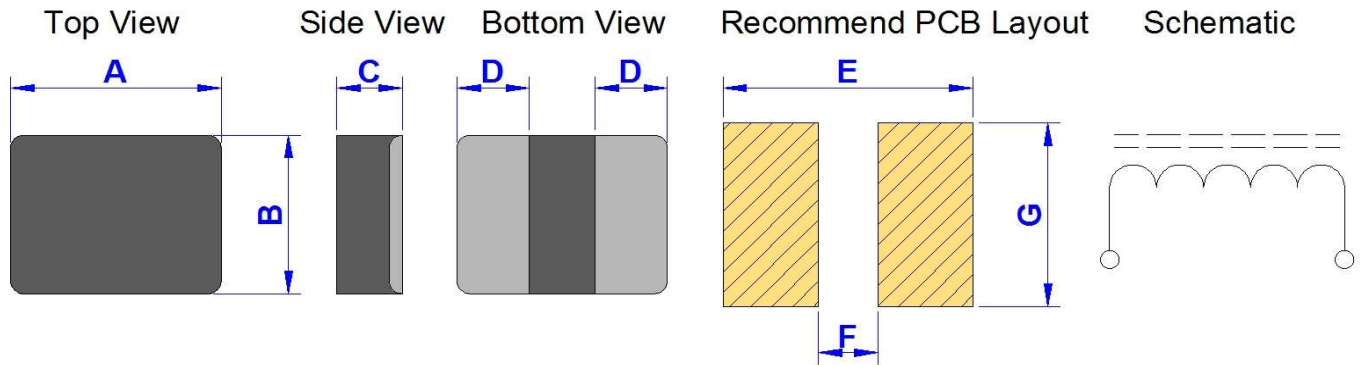
Typical Performance Curves :



Product Series : GSFT	Brand : GOTREND
File Version : GSFT-SERIES-V1R6	Editor : Yinghui Guo
Established Date : 2023.05.19	Description : High Current Inductor
Latest Edit Date : 2024.03.15	Product Type : <input checked="" type="checkbox"/> Standard <input type="checkbox"/> Customize

GSFT322520P-SERIES

Dimension [mm] :



Size Code	A (+/-0.3)	B (+/-0.3)	C (+/-0.2)	D (+/-0.3)	E (Ref.)	F (Ref.)	G (Ref.)
322520	3.2	2.5	1.8	1.1	3.7	0.7	2.8

Electrical Characteristics :

Part No.	Inductance (uH)	Inductance Tolerance	DCR (m Ohm)		Isat (A)		Irms (A)	
			Typ.	Max.	Typ.	Max.	Typ.	Max.
GSFT322520P-R33M	0.33	M	8.00	9.60	11.0	10.0	8.5	8.0
GSFT322520P-R47M	0.47	M	9.30	11.20	9.0	8.0	8.0	7.5
GSFT322520P-R68M	0.68	M	13.30	16.00	8.0	7.0	7.0	6.4
GSFT322520P-1R0M	1.00	M	18.30	22.00	7.5	6.2	6.2	5.8
GSFT322520P-1R5M	1.50	M	25.80	31.00	6.0	5.0	5.3	4.8
GSFT322520P-2R2M	2.20	M	38.00	46.00	5.0	4.5	3.7	3.2
GSFT322520P-3R3M	3.30	M	56.00	65.00	4.2	3.7	3.2	2.7
GSFT322520P-4R7M	4.70	M	90.00	98.00	3.4	2.9	2.8	2.4

* **Test Condition:** @100KHz , 1.0Vrms , 25°C Ambient

* **Inductance Tolerance :** M = +/-20%

* **Irms :** Rated Current Loading when temperature rise approximately 40°C

* **Isat :** Saturated Current measured at the point of L drop approximately 30%

* **The part temperature (ambient + temp rise):** should not exceed 125°C under worst case operating conditions. Circuit design, component, PCB trace size and thickness, airflow and other cooling provisions all affect the part temperature. Part temperature should be verified in the end application.

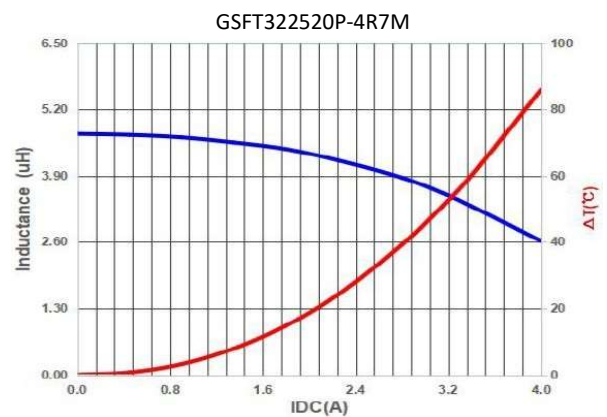
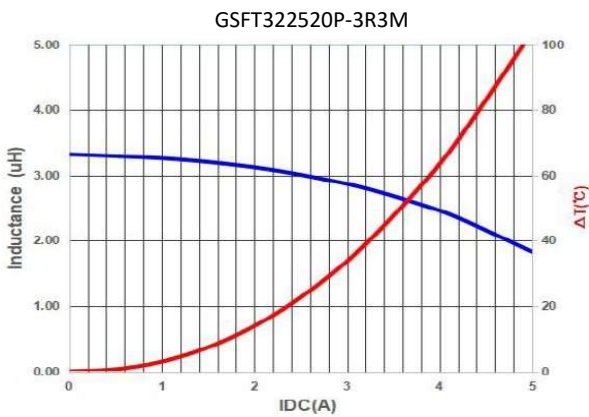
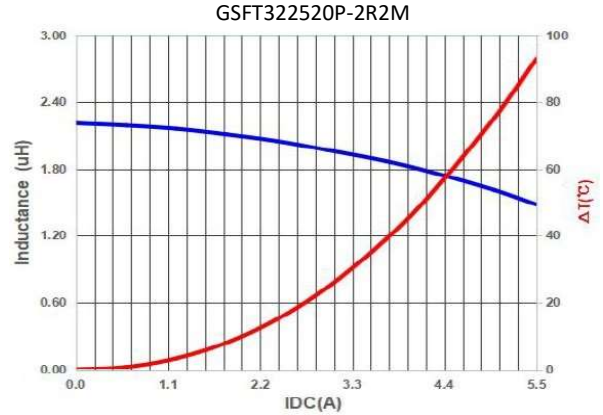
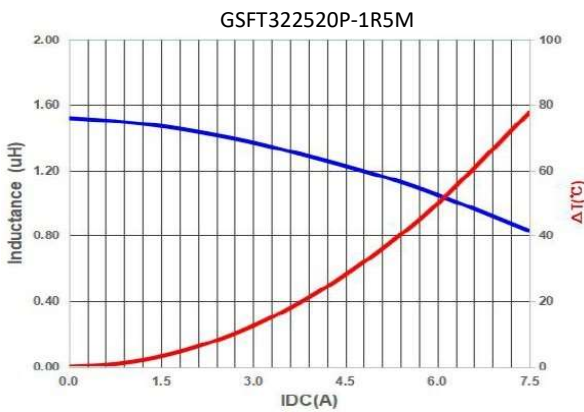
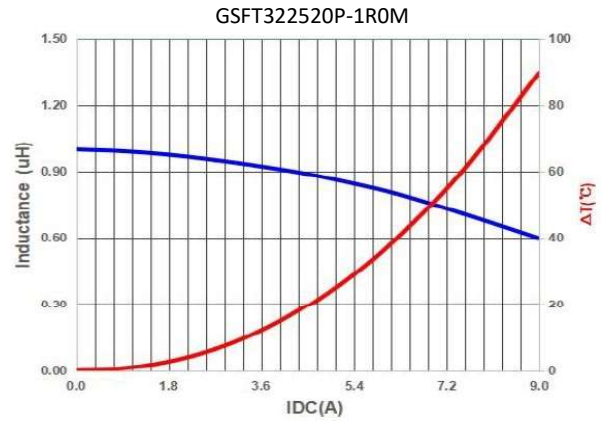
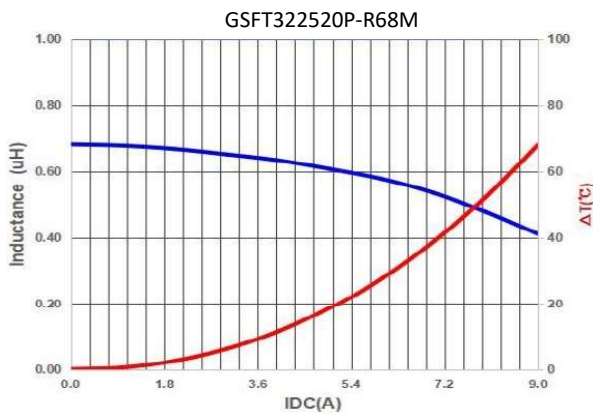
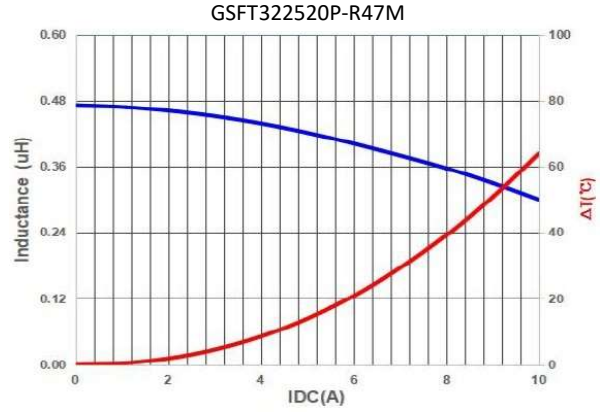
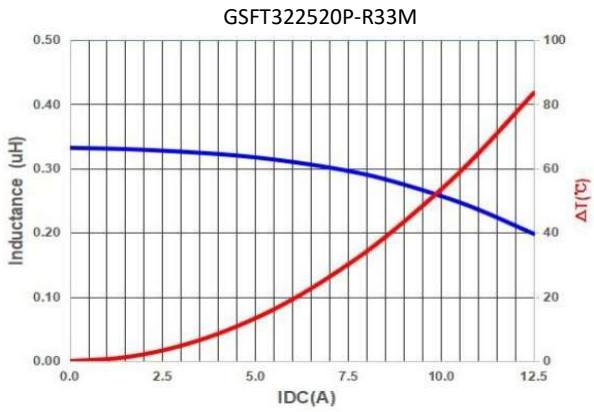
* **Rated voltage 25V DC:** The application of voltage depends on many factors, Over voltage may cause components failure, high temperature, and burn-out, User needs to verify for appropriate usage.

Product Series :	GSFT
File Version :	GSFT-SERIES-V1R6
Established Date :	2023.05.19
Latest Edit Date :	2024.03.15

Brand :	GOTREND
Editor :	Yinghui Guo
Description :	High Current Inductor
Product Type :	<input checked="" type="checkbox"/> Standard <input type="checkbox"/> Customize

GSFT322520P-SERIES

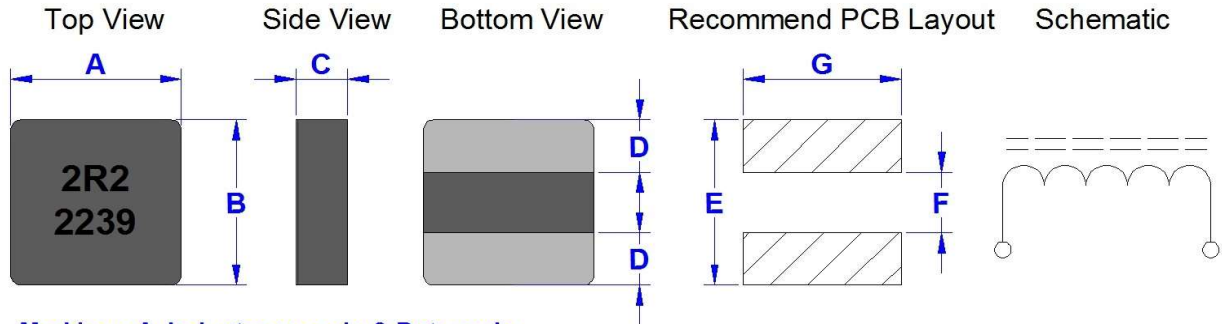
Typical Performance Curves :



Product Series : GSFT	Brand : GOTREND
File Version : GSFT-SERIES-V1R6	Editor : Yinghui Guo
Established Date : 2023.05.19	Description : High Current Inductor
Latest Edit Date : 2024.03.15	Product Type : <input checked="" type="checkbox"/> Standard <input type="checkbox"/> Customize

GSFT353220PL-SERIES

Dimension [mm] :



Marking : A. Inductance code & Date code
 (1) Year ex. 2022 = 22
 (2) Weekly serial number 01 ~ 52

Size Code	A (+/-0.20)	B (+/-0.20)	C (+/-0.20)	D (+/-0.30)	E (Ref.)	F (Ref.)	G (Ref.)
353220	3.50	3.20	1.80	1.20	3.90	0.90	3.50

Electrical Characteristics :

Part No.	Inductance (uH)	Inductance Tolerance	DCR (m Ohm)		Isat (A)		Irms (A)	
			Typ.	Max.	Typ.	Max.	Typ.	Max.
GSFT353220PL-R15M	0.15	M	3.5	4.2	17.0	15.0	17.0	15.0
GSFT353220PL-R30M	0.30	M	5.5	6.6	14.0	12.0	15.0	13.0
GSFT353220PL-R47M	0.47	M	7.5	9.0	12.0	10.0	13.0	12.0
GSFT353220PL-R68M	0.68	M	9.5	11.4	10.0	9.0	11.5	10.0
GSFT353220PL-1R0M	1.00	M	14.0	16.8	9.0	7.8	10.0	8.2
GSFT353220PL-1R5M	1.50	M	17.0	20.4	7.5	6.6	8.5	7.3
GSFT353220PL-2R2M	2.20	M	27.5	33.0	6.0	5.2	7.0	6.0
GSFT353220PL-3R3M	3.30	M	36.0	43.2	5.0	4.2	6.0	5.2
GSFT353220PL-4R7M	4.70	M	53.0	63.6	4.0	3.5	4.8	4.1
GSFT353220PL-6R8M	6.80	M	90.0	103.5	3.0	2.6	3.9	3.2
GSFT353220PL-100M	10.00	M	133.0	160.0	2.5	2.2	3.2	2.6

* **Test Condition:** @100KHz , 1.0Vrms , 25°C Ambient

* **Inductance Tolerance :** M = +/-20%

* **Irms :** Rated Current Loading when temperature rise approximately 40°C

* **Isat :** Saturated Current measured at the point of L drop approximately 30%

* **The part temperature (ambient + temp rise):** should not exceed 125°C under worst case operating conditions. Circuit design, component, PCB trace size and thickness, airflow and other cooling provisions all affect the part temperature. Part temperature should be verified in the end application.

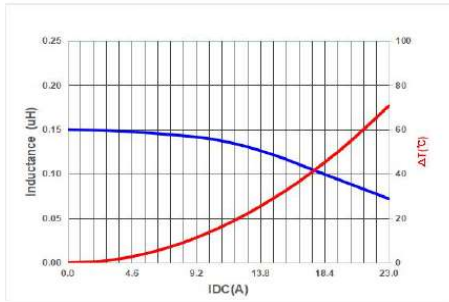
* **Rated voltage 25V DC:** The application of voltage depends on many factors, Over voltage may cause components failure, high temperature, and burn-out, User needs to verify for appropriate usage.

Product Series : GSFT	Brand : GOTREND
File Version : GSFT-SERIES-V1R6	Editor : Yinghui Guo
Established Date : 2023.05.19	Description : High Current Inductor
Latest Edit Date : 2024.03.15	Product Type : <input checked="" type="checkbox"/> Standard <input type="checkbox"/> Customize

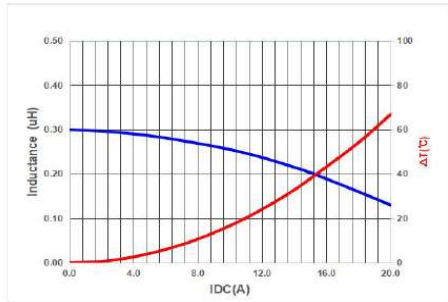
GSFT353220PL-SERIES

Typical Performance Curves :

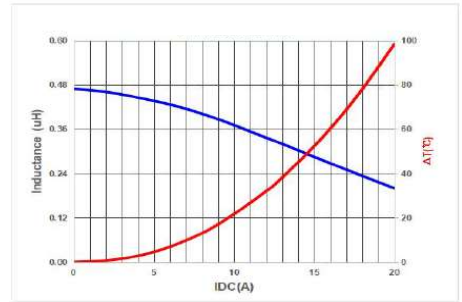
GSFT353220PL-R15M



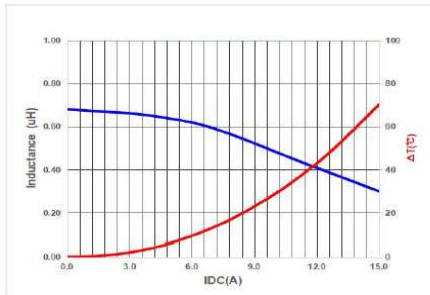
GSFT353220PL-R30M



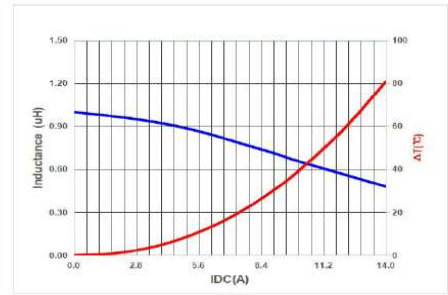
GSFT353220PL-R47M



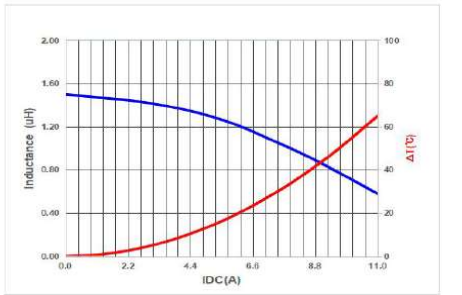
GSFT353220PL-R68M



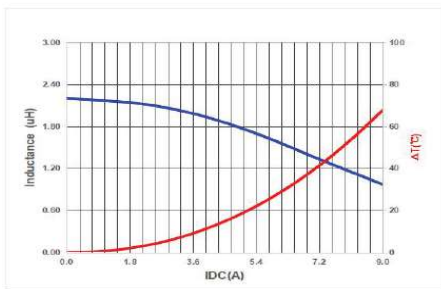
GSFT353220PL-1R0M



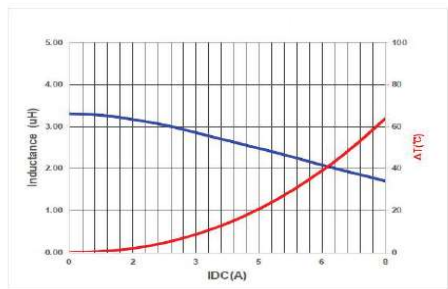
GSFT353220PL-1R5M



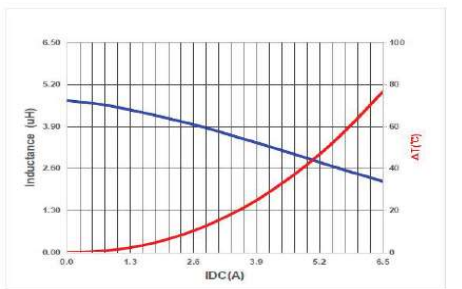
GSFT353220PL-2R2M



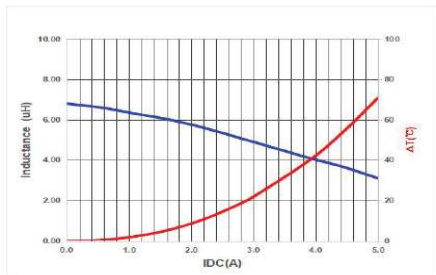
GSFT353220PL-3R3M



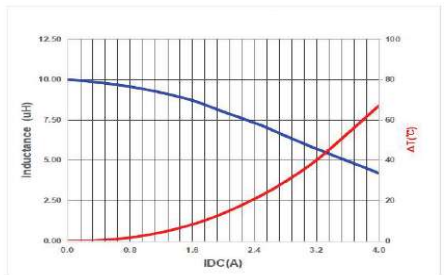
GSFT353220PL-4R7M



GSFT353220PL-6R8M



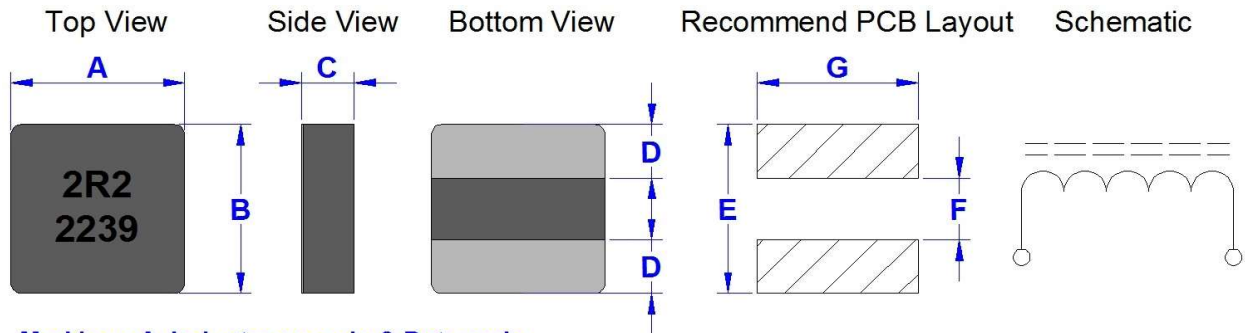
GSFT353220PL-100M



Product Series : GSFT	Brand : GOTREND
File Version : GSFT-SERIES-V1R6	Editor : Yinghui Guo
Established Date : 2023.05.19	Description : High Current Inductor
Latest Edit Date : 2024.03.15	Product Type : <input checked="" type="checkbox"/> Standard <input type="checkbox"/> Customize

GSFT4012P-SERIES

Dimension [mm] :



Marking : A. Inductance code & Date code
(1) Year ex. 2022 = 22
(2) Weekly serial number 01 ~ 52

Size Code	A (+/-0.30)	B (+/-0.30)	C (+/-0.20)	D (+/-0.30)	E (Ref.)	F (Ref.)	G (Ref.)
4012	4.10	4.10	1.00	1.30	4.50	1.20	4.50

Electrical Characteristics :

Part No.	Inductance (uH)	Inductance Tolerance	DCR (m Ohm)		Isat (A)		Irms (A)	
			Typ.	Max.	Typ.	Max.	Typ.	Max.
GSFT4012P-2R2M	2.20	M	40.00	48.00	5.5	5.0	5.0	4.5
GSFT4012P-3R3M	3.30	M	60.00	72.00	3.8	3.3	3.4	3.1
GSFT4012P-4R7M	4.70	M	85.00	100.00	3.5	3.0	3.1	2.8

* **Test Condition:** @100KHz , 1.0Vrms , 25°C Ambient

* **Inductance Tolerance :** M = +/-20%

* **Irms :** Rated Current Loading when temperature rise approximately 40°C

* **Isat :** Saturated Current measured at the point of L drop approximately 30%

* **The part temperature (ambient + temp rise):** should not exceed 125°C under worst case operating conditions. Circuit design, component,PCB trace size and thickness,airflow and other cooling provisions all affect the part temperature. Part temperature should be verified in the end application.

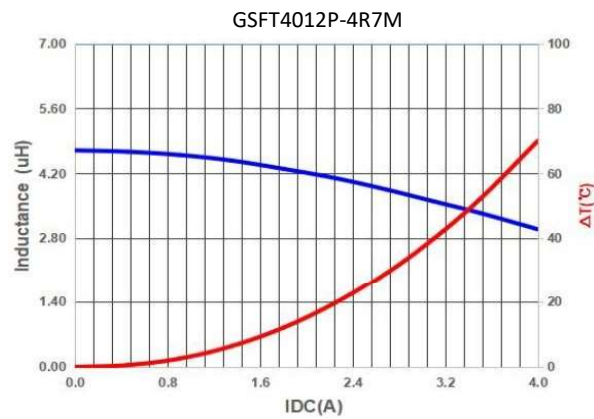
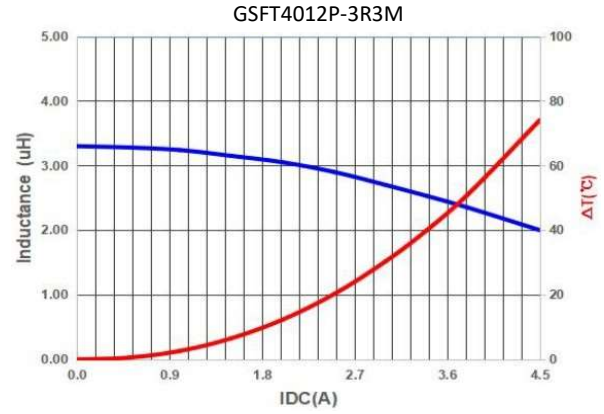
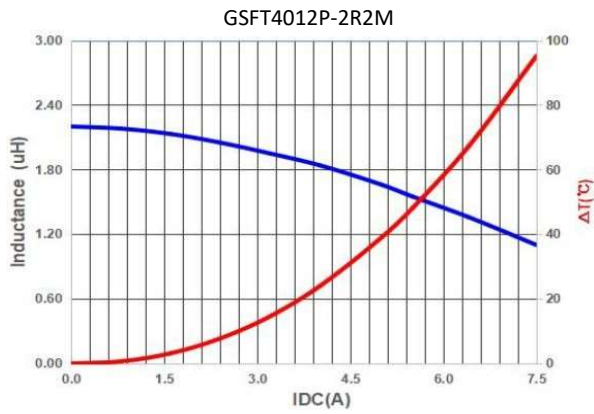
* **Rated voltage 25V DC:** The application of voltage depends on many factors,Over voltage may cause components failure, high temperature,and burn-out,User needs to verify for appropriate usage.

Product Series :	GSFT
File Version :	GSFT-SERIES-V1R6
Established Date :	2023.05.19
Latest Edit Date :	2024.03.15

Brand :	GOTREND
Editor :	Yinghui Guo
Description :	High Current Inductor
Product Type :	<input checked="" type="checkbox"/> Standard <input type="checkbox"/> Customize

GSFT4012P-SERIES

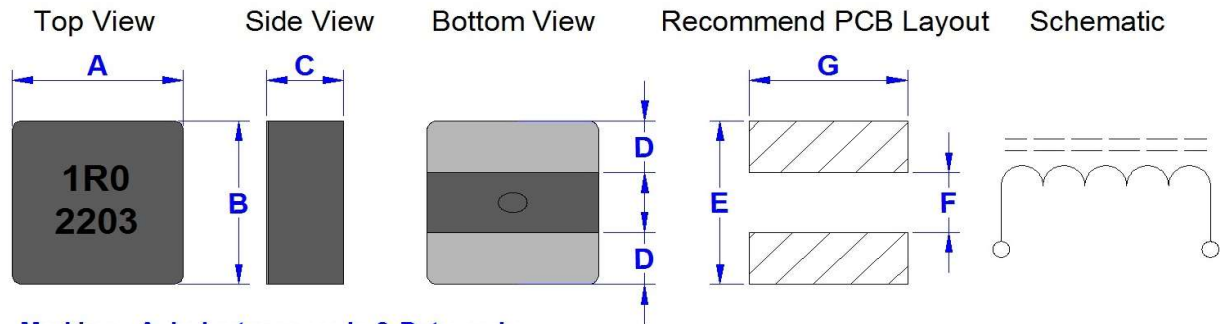
Typical Performance Curves :



Product Series :	GSFT	Brand :	GOTREND
File Version :	GSFT-SERIES-V1R6	Editor :	Yinghui Guo
Established Date :	2023.05.19	Description :	High Current Inductor
Latest Edit Date :	2024.03.15	Product Type :	<input checked="" type="checkbox"/> Standard <input type="checkbox"/> Customize

GSFT4020PL-SERIES

Dimension [mm] :



Marking : A. Inductance code & Date code

(1) Year ex. 2022 = 22

(2) Weekly serial number 01 ~ 52

Size Code	A (+/-0.2)	B (+/-0.2)	C (+/-0.15)	D (+/-0.3)	E(Ref.)	F(Ref.)	G(Ref.)
4020PL	4.10	4.10	1.85	1.30	4.30	1.10	4.30

Electrical Characteristics :

Part No.	Inductance (uH)	DCR (m Ohm)		Isat (A)				I _{rms} (A) Typ.		ACR (m Ohm) @1MHz
		Typ.	Max.	Typ.1	Typ.2	Typ.3	Max.	20°C	40°C	
GSFT4020PL-R47M	0.47	3.60	4.40	5.8	9.2	13.0	12.3	10.7	13.2	62.0 Max.
GSFT4020PL-R68M	0.68	4.50	5.50	4.5	7.7	11.5	10.2	9.5	11.8	85.0 Max.
GSFT4020PL-1R0M	1.0	6.50	8.00	4.0	6.3	9.2	8.3	7.9	9.8	118.0 Max.
GSFT4020PL-1R2M	1.2	7.50	9.50	2.5	4.5	5.7	5.5	7.5	9.2	142.0 Max.

* **Test Condition:** @100KHz , 1.0Vrms , 25°C Ambient

* **Inductance Tolerance :** M = +/-20%

* **I_{rms} :** Rated Current Loading when temperature rise approximately ΔT of 40°C

* **Isat - Typ.1 :** Saturated Current measured at the point of L drop approximately 10%

Isat - Typ.2 : Saturated Current measured at the point of L drop approximately 20%

Isat - Typ.3 : Saturated Current measured at the point of L drop approximately 30%

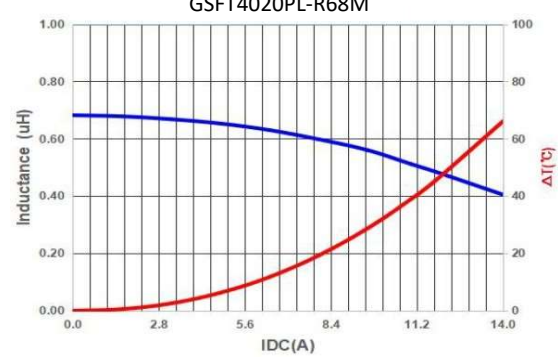
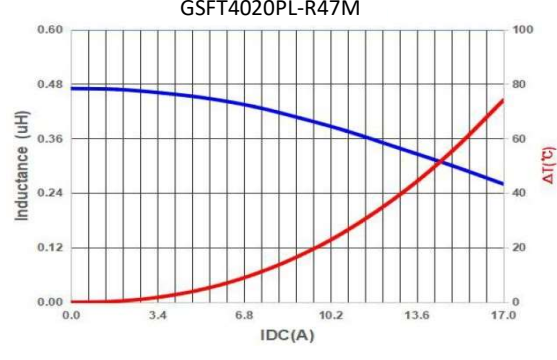
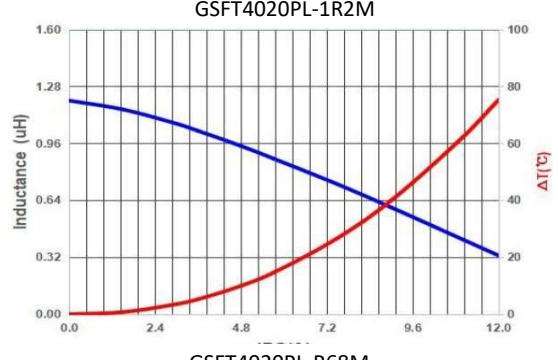
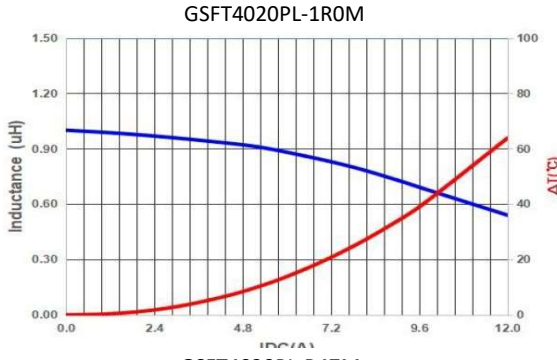
* **The part temperature (ambient + temp rise):** should not exceed 125°C under worst case operating conditions. Circuit design, component, PCB trace size and thickness, airflow and other cooling provisions all affect the part temperature. Part temperature should be verified in the end application.

* **Rated voltage 25V DC:** The application of voltage depends on many factors, Over voltage may cause components failure, high temperature, and burn-out, User needs to verify for appropriate usage.

Product Series : GSFT	Brand : GOTREND
File Version : GSFT-SERIES-V1R6	Editor : Yinghui Guo
Established Date : 2023.05.19	Description : High Current Inductor
Latest Edit Date : 2024.03.15	Product Type : <input checked="" type="checkbox"/> Standard <input type="checkbox"/> Customize

GSFT4020PL-SERIES

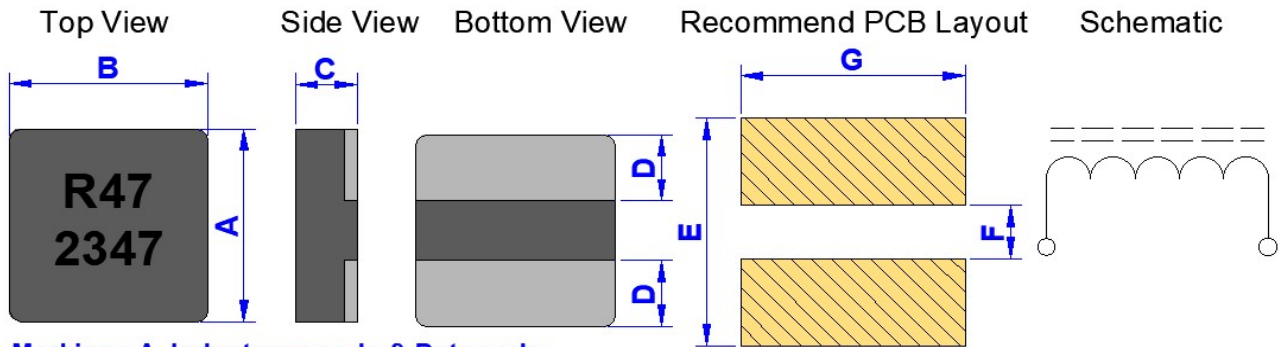
Typical Performance Curves :



Product Series : GSFT	Brand : GOTREND
File Version : GSFT-SERIES-V1R6	Editor : Yinghui Guo
Established Date : 2023.05.19	Description : High Current Inductor
Latest Edit Date : 2024.03.15	Product Type : <input checked="" type="checkbox"/> Standard <input type="checkbox"/> Customize

GSFT4020PS-SERIES

Dimension [mm] :



Marking : A. Inductance code & Date code
(1) Year ex. 2347 = 23
(2) Weekly serial number 01 ~ 52

Size Code	A (+/-0.20)	B (+/-0.20)	C (+/-0.20)	D (+/-0.30)	E (Ref.)	F (Ref.)	G (Ref.)
4020	4.10	4.10	1.80	1.30	4.50	1.20	4.50

Electrical Characteristics :

Part No.	Inductance (uH)	Inductance Tolerance	DCR (m Ohm)		Isat (A)		Irms (A)	
			Typ.	Max.	Typ.	Max.	Typ.	Max.
GSFT4020PS-R10M	0.10	M	1.30	1.60	37.00	32.00	34.00	30.50
GSFT4020PS-R12M	0.12	M	1.30	1.60	33.00	28.00	31.00	28.00
GSFT4020PS-R15M	0.15	M	1.70	2.05	30.00	26.00	28.50	25.50
GSFT4020PS-R20M	0.20	M	1.90	2.20	28.00	25.00	27.00	24.30
GSFT4020PS-R22M	0.22	M	1.90	2.20	26.00	24.00	26.00	23.50
GSFT4020PS-R33M	0.33	M	3.30	4.00	18.00	16.00	17.00	15.00
GSFT4020PS-R47M	0.47	M	4.50	5.40	16.00	14.00	16.00	14.00
GSFT4020PS-R56M	0.56	M	4.80	5.60	15.00	13.00	15.00	13.00
GSFT4020PS-R68M	0.68	M	5.50	6.60	13.00	11.00	13.00	11.00
GSFT4020PS-1R0M	1.00	M	8.20	9.00	11.00	9.50	12.00	10.00
GSFT4020PS-1R2M	1.20	M	9.60	11.50	10.50	9.00	11.00	9.50
GSFT4020PS-1R5M	1.50	M	12.50	15.00	8.50	7.60	10.00	9.00
GSFT4020PS-2R2M	2.20	M	17.50	21.00	7.20	6.50	9.00	8.00
GSFT4020PS-4R7M	4.70	M	42.00	46.00	5.00	4.50	5.60	5.00

* **Test Condition:** @100KHz , 1.0Vrms , 25°C Ambient

* **Inductance Tolerance :** M = +/-20%

* **Irms :** Rated Current Loading when temperature rise approximately ΔT of 40°C

* **Isat :** Saturated Current measured at the point of L drop approximately 30%

* **The part temperature (ambient + temp rise):** should not exceed 125°C under worst case operating conditions. Circuit design, component, PCB trace size and thickness, airflow and other cooling provisions all affect the part temperature. Part temperature should be verified in the end application.

* **Irms Testing :** temperature rise is highly dependent on many factors including pcb land pattern, trace size, and proximity to other components. Therefore temperature rise should be verified in application conditions.

* **Rated DC current :** the lower value of Iirms and Isat.

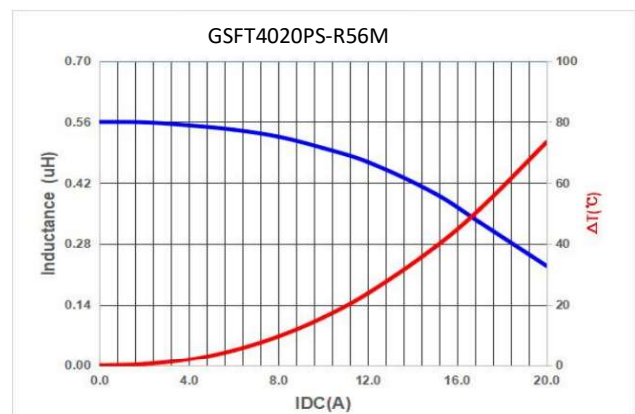
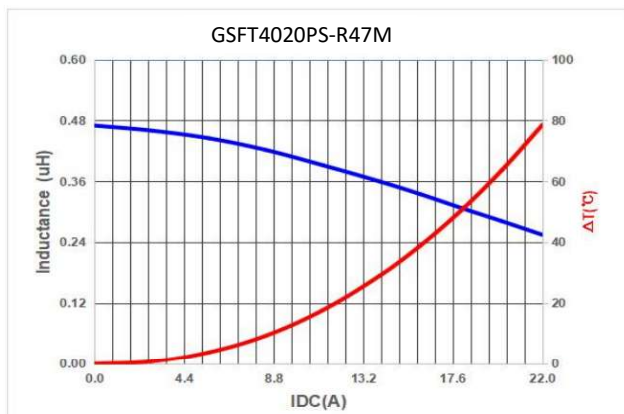
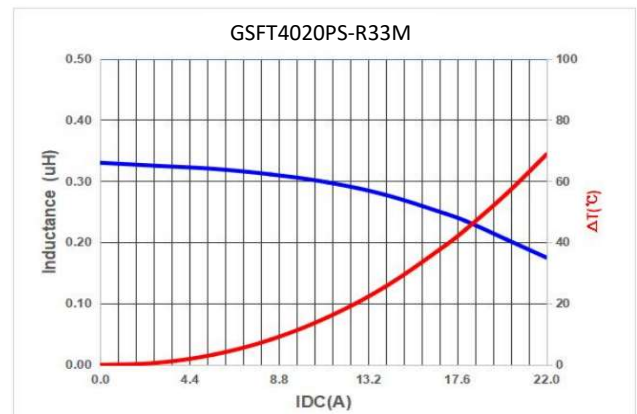
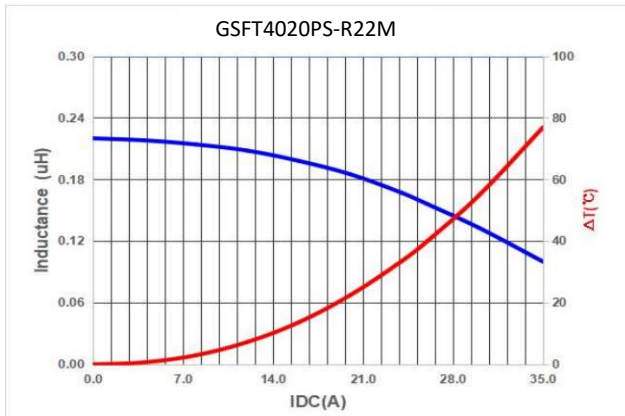
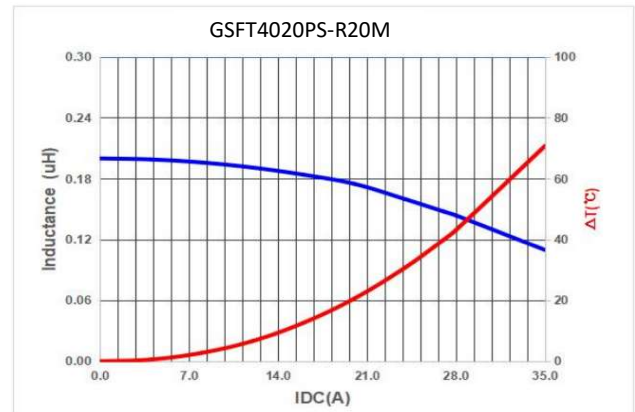
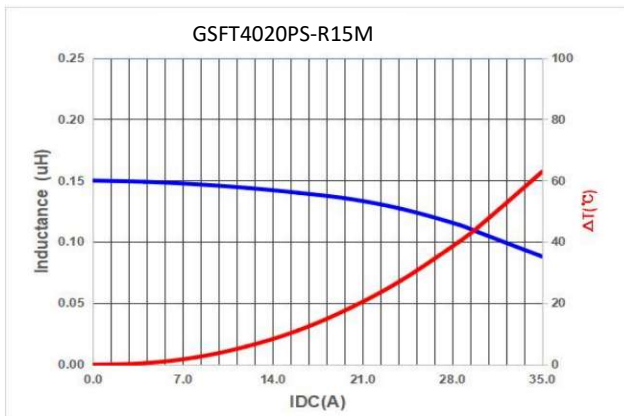
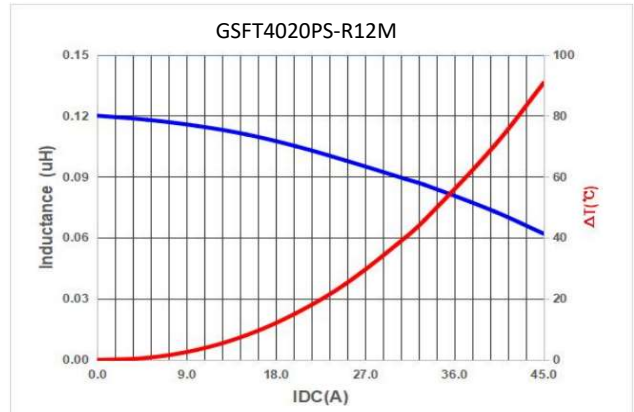
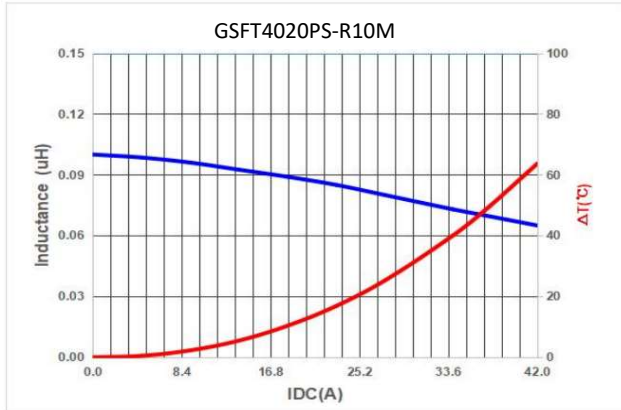
* **Rated voltage 25V DC:** The application of voltage depends on many factors, Over voltage may cause components failure, high temperature, and burn-out, User needs to verify for appropriate usage.

Product Series :	GSFT
File Version :	GSFT-SERIES-V1R6
Established Date :	2023.05.19
Latest Edit Date :	2024.03.15

Brand :	GOTREND
Editor :	Yinghui Guo
Description :	High Current Inductor
Product Type :	<input checked="" type="checkbox"/> Standard <input type="checkbox"/> Customize

GSFT4020PS-SERIES

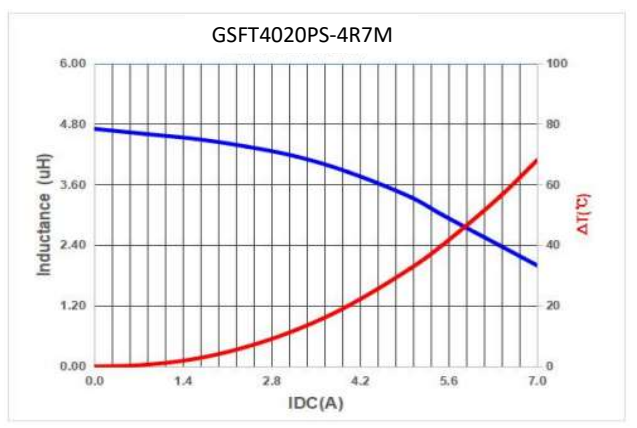
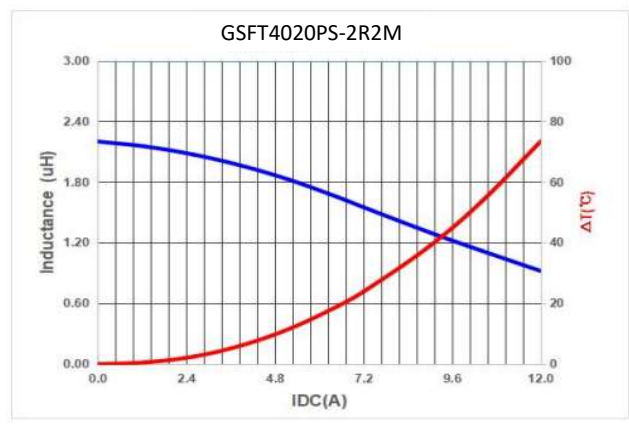
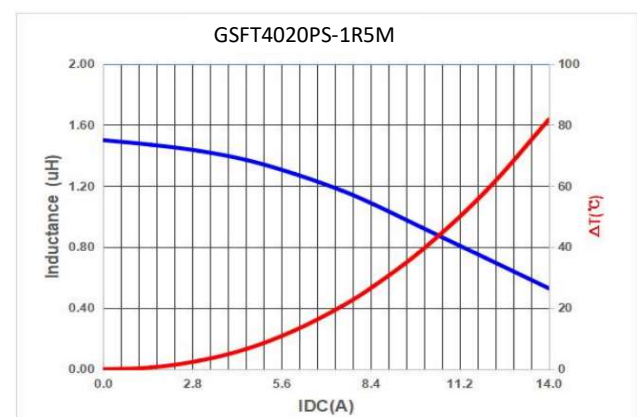
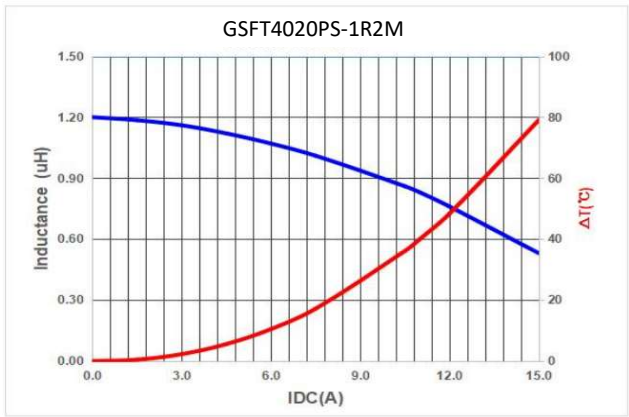
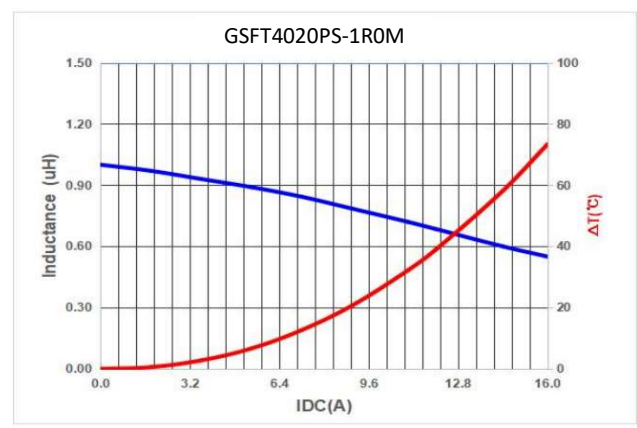
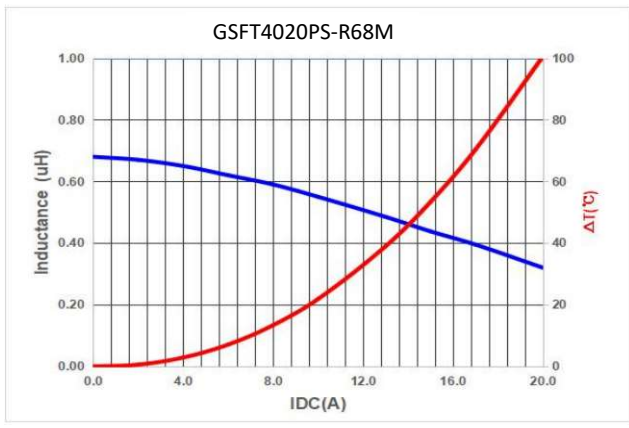
Typical Performance Curves :



Product Series : GSFT	Brand : GOTREND
File Version : GSFT-SERIES-V1R6	Editor : Yinghui Guo
Established Date : 2023.05.19	Description : High Current Inductor
Latest Edit Date : 2024.03.15	Product Type : <input checked="" type="checkbox"/> Standard <input type="checkbox"/> Customize

GSFT4020PS-SERIES

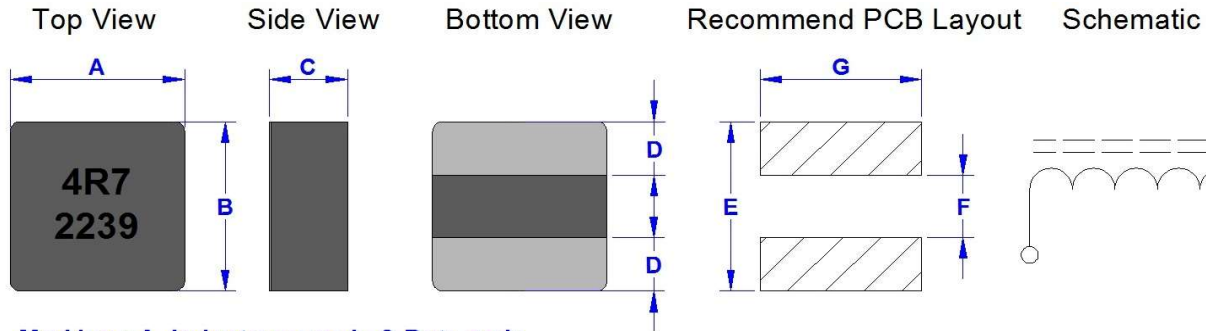
Typical Performance Curves :



Product Series : GSFT	Brand : GOTREND
File Version : GSFT-SERIES-V1R6	Editor : Yinghui Guo
Established Date : 2023.05.19	Description : High Current Inductor
Latest Edit Date : 2024.03.15	Product Type : <input checked="" type="checkbox"/> Standard <input type="checkbox"/> Customize

GSFT4030PS-SERIES

Dimension [mm] :



Marking : A. Inductance code & Date code
 (1) Year ex. 2022 = 22
 (2) Weekly serial number 01 ~ 52

Size Code	A (+/-0.20)	B (+/-0.20)	C (+/-0.20)	D (+/-0.30)	E (Ref.)	F (Ref.)	G (Ref.)
4030	4.20	4.20	2.80	1.30	4.50	1.20	4.50

Electrical Characteristics :

Part No.	Inductance (uH)	Inductance Tolerance	DCR (m Ohm)		Isat (A)		Irms (A)	
			Typ.	Max.	Typ.	Max.	Typ.	Max.
GSFT4030PS-3R3M	3.30	M	17.20	20.70	7.5	6.5	10.0	9.0
GSFT4030PS-4R7M	4.70	M	27.00	32.40	5.8	5.1	6.6	5.9

* **Test Condition:** @100KHz , 1.0Vrms , 25°C Ambient

* **Inductance Tolerance :** M = +/-20%

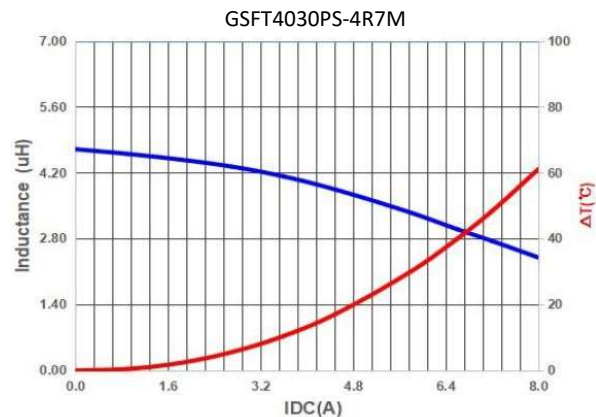
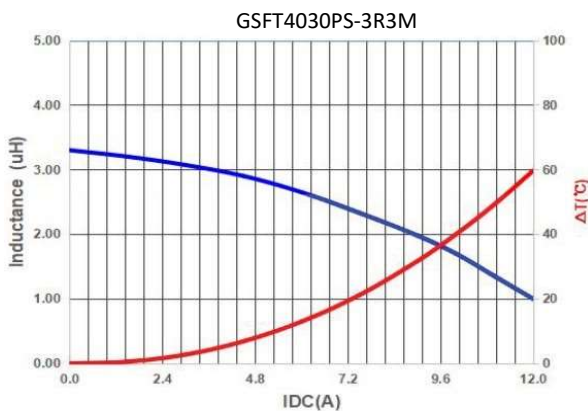
* **Irms :** Rated Current Loading when temperature rise approximately ΔT of 40°C

* **Isat :** Saturated Current measured at the point of L drop approximately 30%

* **The part temperature (ambient + temp rise):** should not exceed 125°C under worst case operating conditions. Circuit design, component, PCB trace size and thickness, airflow and other cooling provisions all affect the part temperature. Part temperature should be verified in the end application.

* **Rated voltage 25V DC:** The application of voltage depends on many factors, Over voltage may cause components failure, high temperature, and burn-out, User needs to verify for appropriate usage.

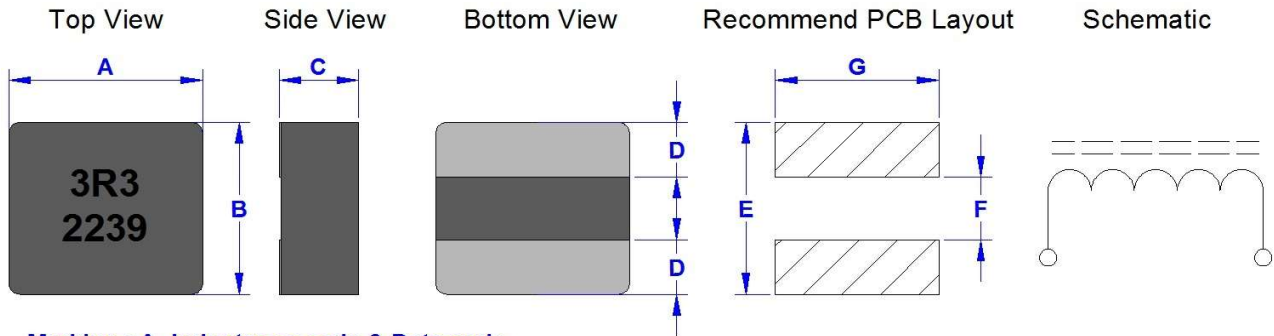
Typical Performance Curves :



Product Series : GSFT	Brand : GOTREND
File Version : GSFT-SERIES-V1R6	Editor : Yinghui Guo
Established Date : 2023.05.19	Description : High Current Inductor
Latest Edit Date : 2024.03.15	Product Type : <input checked="" type="checkbox"/> Standard <input type="checkbox"/> Customize

GSFT5030PS-SERIES

Dimension [mm] :



Marking : A. Inductance code & Date code
 (1) Year ex. 2022 = 22
 (2) Weekly serial number 01 ~ 52

Size Code	A (+/-0.20)	B (+/-0.20)	C (+/-0.20)	D (+/-0.30)	E (Ref.)	F (Ref.)	G (Ref.)
5030	5.50	5.30	2.80	1.80	5.60	1.30	6.00

Electrical Characteristics :

Part No.	Inductance (uH)	Inductance Tolerance	DCR (m Ohm)		Isat (A)		Irms (A)	
					Typ.	Max.	Typ.	Max.
GSFT5030PS-R15M	0.15	M	0.74±5%		45.0	41.0	38.0	35.0
GSFT5030PS-R20M	0.20	M	1.3Typ.	1.6Max.	31.0	28.0	26.0	23.0
GSFT5030PS-R33M	0.33	M	1.7Typ.	2.1Max.	28.0	25.0	23.0	21.0
GSFT5030PS-R36M	0.36	M	1.8Typ.	2.2Max.	27.0	24.0	22.0	20.0
GSFT5030PS-R47M	0.47	M	2.3Typ.	2.8Max.	24.0	22.5	20.0	18.0
GSFT5030PS-R56M	0.56	M	2.5Typ.	3.0Max.	22.0	20.5	19.0	17.0
GSFT5030PS-R68M	0.68	M	3.1Typ.	3.8Max.	20.0	18.0	18.0	16.0
GSFT5030PS-R88M	0.88	M	4.4Typ.	5.3Max.	18.0	16.0	17.0	15.0
GSFT5030PS-1R0M	1.00	M	4.5Typ.	5.4Max.	17.0	15.0	16.0	14.0
GSFT5030PS-1R5M	1.50	M	6.8Typ.	8.2Max.	14.0	12.5	13.5	12.0
GSFT5030PS-2R0M	2.00	M	8.5Typ.	10.2Max.	12.5	10.5	12.0	10.0
GSFT5030PS-2R2M	2.20	M	9.8Typ.	11.8Max.	12.0	10.0	11.5	9.5
GSFT5030PS-3R0M	3.00	M	11.8Typ.	14.2Max.	10.0	9.0	10.0	9.0
GSFT5030PS-3R3M	3.30	M	13.5Typ.	16.2Max.	9.5	8.5	9.5	8.5

* **Test Condition:** @100KHz , 1.0Vrms , 25°C Ambient

* **Inductance Tolerance :** M = +/-20%

* **Irms :** Rated Current Loading when temperature rise approximately ΔT of 40°C

* **Isat :** Saturated Current measured at the point of L drop approximately 30%

* **The part temperature (ambient + temp rise):** should not exceed 125°C under worst case operating conditions. Circuit design, component, PCB trace size and thickness, airflow and other cooling provisions all affect the part temperature. Part temperature should be verified in the end application.

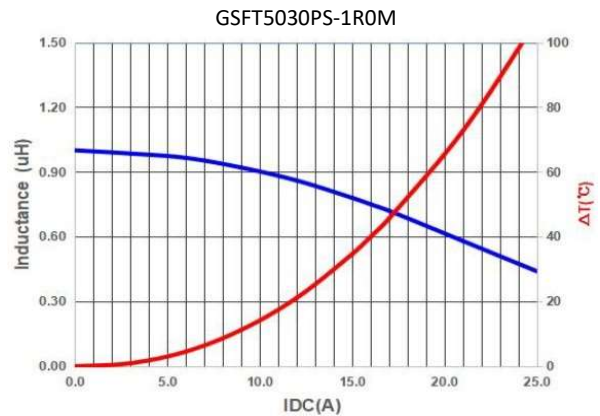
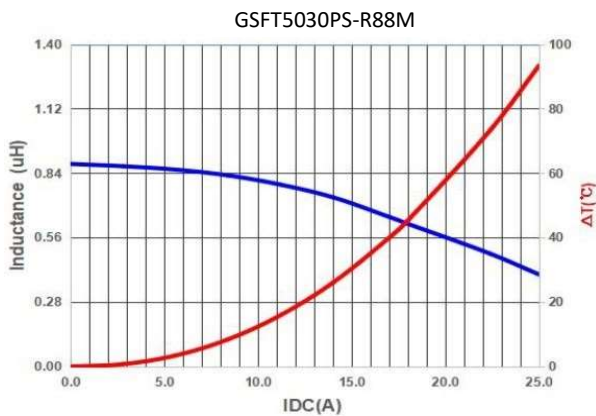
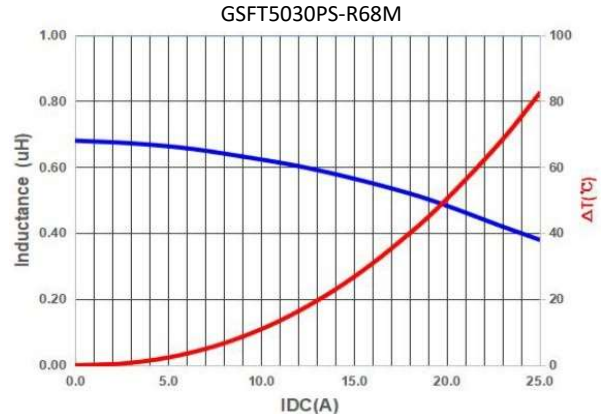
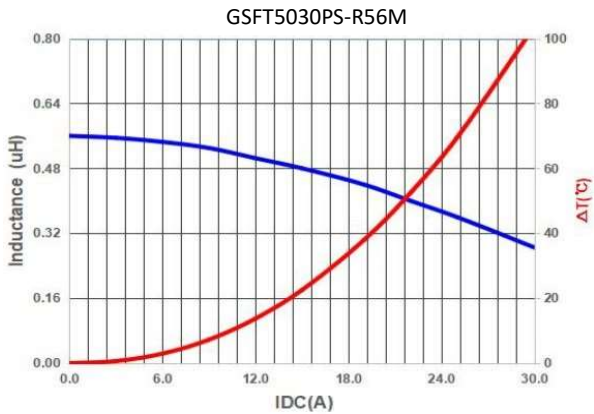
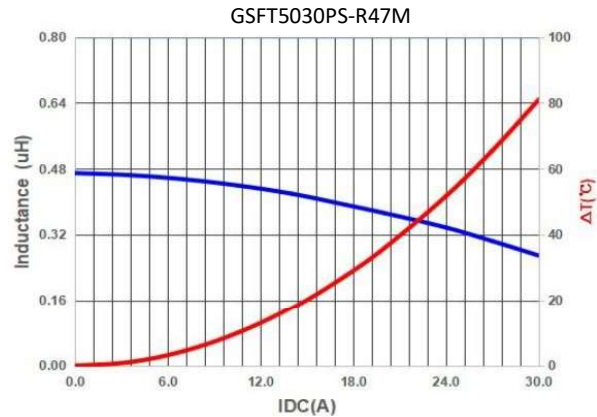
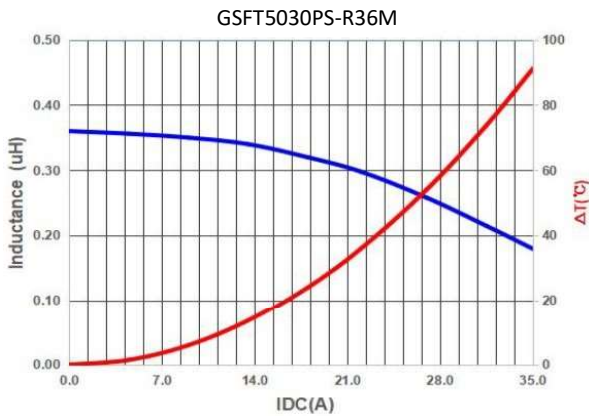
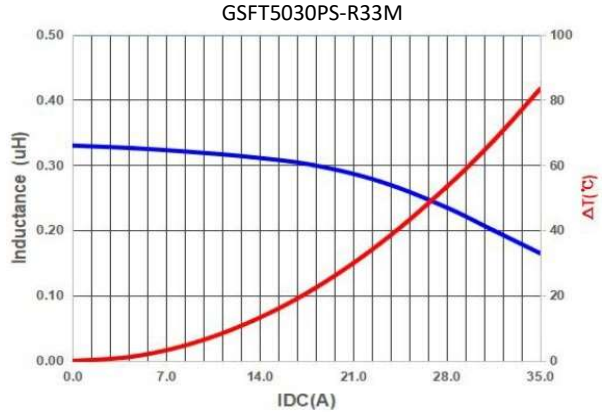
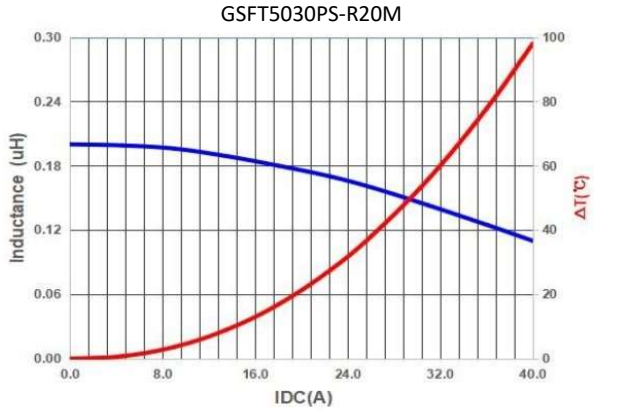
* **Rated voltage 25V DC:** The application of voltage depends on many factors, Over voltage may cause components failure, high temperature, and burn-out, User needs to verify for appropriate usage.

Product Series :	GSFT
File Version :	GSFT-SERIES-V1R6
Established Date :	2023.05.19
Latest Edit Date :	2024.03.15

Brand :	GOTREND
Editor :	Yinghui Guo
Description :	High Current Inductor
Product Type :	<input checked="" type="checkbox"/> Standard <input type="checkbox"/> Customize

GSFT5030PS-SERIES

Typical Performance Curves :

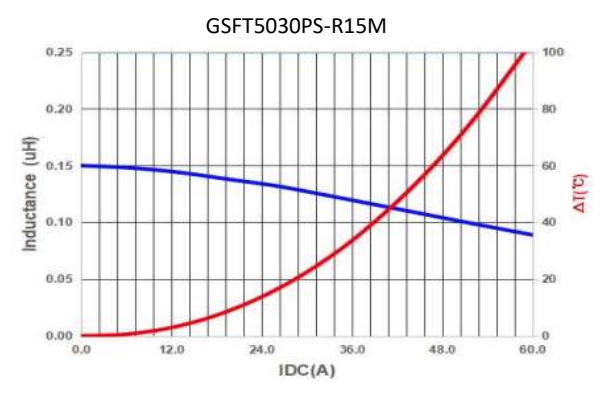
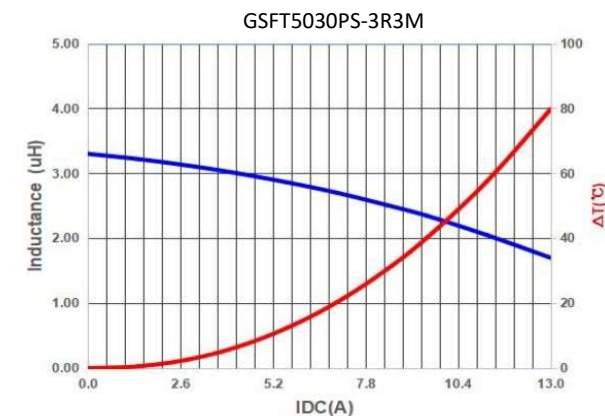
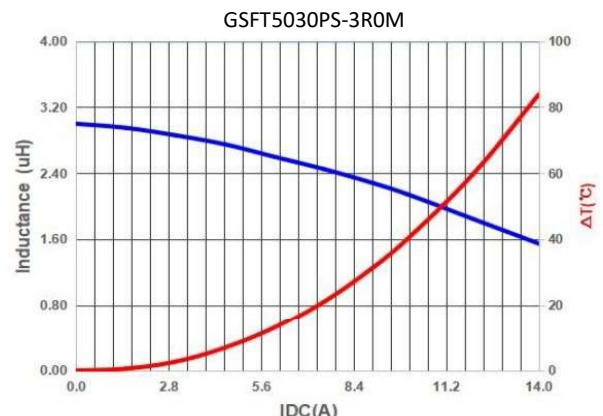
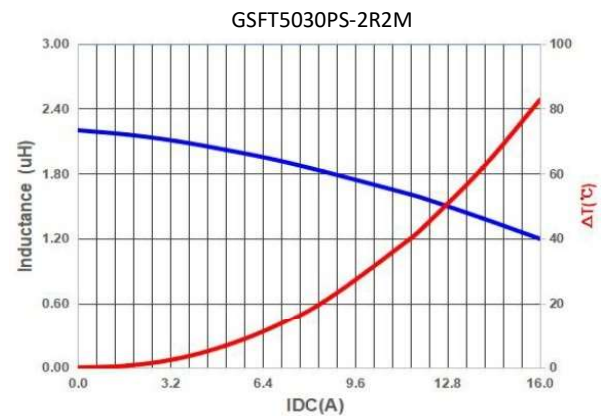
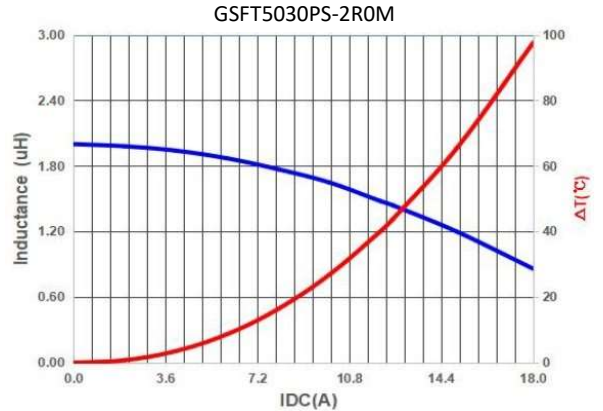
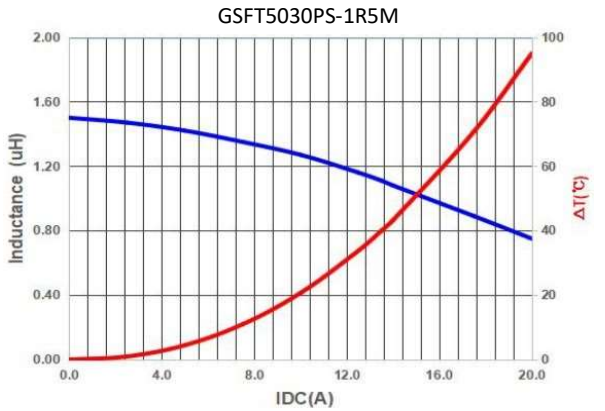


Product Series :	GSFT
File Version :	GSFT-SERIES-V1R6
Established Date :	2023.05.19
Latest Edit Date :	2024.03.15

Brand :	GOTREND
Editor :	Yinghui Guo
Description :	High Current Inductor
Product Type :	<input checked="" type="checkbox"/> Standard <input type="checkbox"/> Customize

GSFT5030PS-SERIES

Typical Performance Curves :



Product Series :	GSFT	Brand :	GOTREND
File Version :	GSFT-SERIES-V1R6	Editor :	Yinghui Guo
Established Date :	2023.05.19	Description :	High Current Inductor
Latest Edit Date :	2024.03.15	Product Type :	<input checked="" type="checkbox"/> Standard <input type="checkbox"/> Customize

Care note :

Care note for Use :

(1) Storage Condition :

Temperature 25 to 35 °C , Humidity 45 to 60% RH

(2) Use Temperature :

- a. Minimum Temperature : -40 °C Ambient temperature of this product.
- b. Maximum Temperature : +125 °C The value of temperature including ambient and temperature rise of this product.
- c. Reliability test temperature range from -40 ~ +125 °C
- d. However, this is not meant as temperature grade guarantee for UL.

(3) Model :

When this product was used in a similar or as new product to the original one, sometimes it might be unable to satisfy the specifications due to difference in condition of usage.

(4) Drop :

If this product suffered mechanical stress such as drop, characteristics may become poor (due to damage on coil / bobbin / ferrite ... etc.)

Never use such stressed product.

Care note for Safety :

(1) Provision to Abnormal Condition :

This product itself does not have any protective function in abnormal condition such as overload, short-circuit and open-circuit conditions, etc.

Therefore, it shall be confirmed from the end product that there is no risk of smoking, fire, dielectric withstand voltage insulation resistance,etc. in abnormal conditions to provide protective devices and /or protection circuit in the end product.

(2) Temperature Rise :

Temperature rise on this product depends on the installation condition on end products.

It shall be confirmed on the actual end product that temperature rise of this product is within the specified temperature class limit.

(3) Dielectric Strength :

Dielectric withstanding test with higher voltage than specific value will damage insulating material and shorten its life.

(4) Water :

This product must not be used in wet condition resulted from water, coffee or any liquid contact because insulation strength becomes very low under such condition.

(5) Potting :

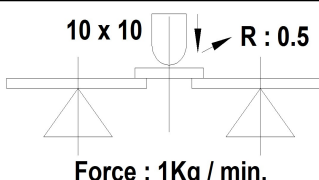
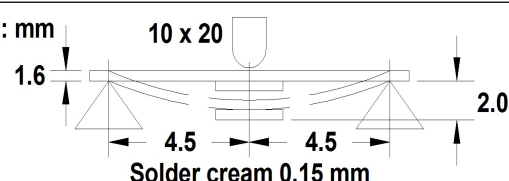
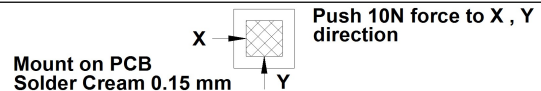
If this product is potted in some compound, coating material of magnet wire might be occasionally damaged. Please ask us if you intend to pot this product.

(6) Detergent :

Please consult our company immediately once under such circumstances because product reliability confirmation etc. is needed when this product come in contact with these chemicals.

Product Series : GSFT	Brand : GOTREND
File Version : GSFT-SERIES-V1R6	Editor : Yinghui Guo
Established Date : 2023.05.19	Description : High Current Inductor
Latest Edit Date : 2024.03.15	Product Type : <input checked="" type="checkbox"/> Standard <input type="checkbox"/> Customize

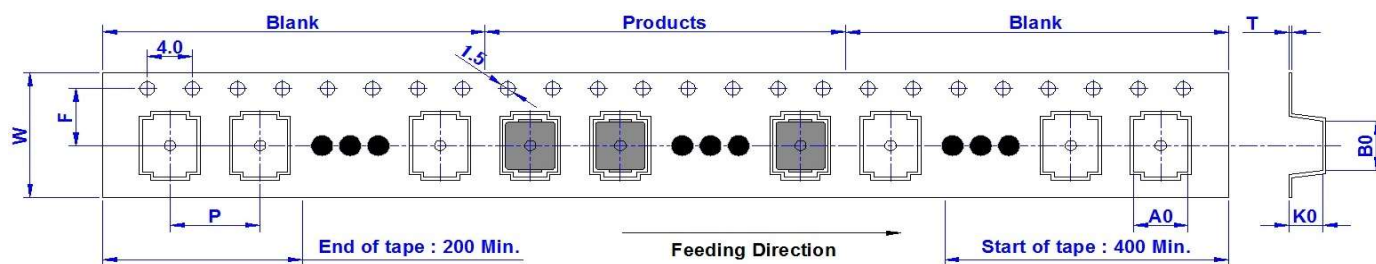
Reliability :

SN	Test Item	Test Condition	Specification		
1	Dimension	Actual Size ...	Meet Spec		
2	Thermal Shock (Temperature Cycle)	Temperature : -40 ~ +125 deg.C kept stabilized for 30 min. each Cycle : 100 Cycles (power off)	Elec. no variation Appearance no deformation		
3	Humidity Resistance	Humidity : 90% ~ 95% RH Temperature : 60 ± 2 deg.C , Test Time : 96 ± 2 Hours	Elec. no variation Appearance no deformation		
4	High Temperature	Temperature : 125 ± 2 deg.C Testing Time : 96 ± 2 Hours	Elec. no variation Appearance no deformation		
5	Low Temperature	Temperature : -40 ± 2 deg.C Time : 96 ± 2 Hours	Elec. no variation Appearance no deformation		
6	Temperature and Humidity Cycle	Temperature	Humidity	Time	Elec. no variation Appearance no deformation
		25 deg.C	90% ~ 95% RH	3.0 Hr	
		55 deg.C	95% ~ 96% RH	5.0 Hr	
		25 deg.C	90% ~ 95% RH	3.0 Hr	
		Cycle : 20 Cycles			
7	Vibration	Frequency : 10Hz ~ 55Hz , Amplitude : 1.5 mm Direction : X , Y , Z , Time : 2 Hours each	Elec. no variation Appearance no deformation		
8	Solderability	Go through real SMT IR-Reflow The profile like our suggest profile. Preheat : 160 ± 10 deg.C (90 sec) Peak : 245 ± 5 deg.C Peak Time : 50 Sec. / up 217 deg.C	Elec. no variation Appearance no deformation		
9	Soldering Heat Resistance	Preheat : 160 ± 10 deg.C (90 sec) Solder : Sn / Ag / Cu (Pb Free) Solder Temp. : 260 ± 5 deg.C , Time : 3 ± 1 seconds	Elec. no variation Appearance no deformation		
10	Iron Solder Heat Resistance	Solder Temp. : 350 ± 5 deg.C Flux : Rosin , Time : 3 ± 1 seconds	Elec. no variation Appearance no deformation		
11	Bending Strength	Unit : mm  Force : 1Kg / min.	Elec. no variation Appearance no deformation		
12	Flexure Strength	Unit : mm  Solder cream 0.15 mm	Elec. no variation Appearance no deformation		
13	Terminal Strength	 Mount on PCB Solder Cream 0.15 mm Push 10N force to X , Y direction	Elec. no variation Appearance no deformation		
14	High-Voltage	100 V DC between core & winding	Elec. no variation Appearance no deformation		
15	Load life	Temperature : 25 ± 3 deg.C Load : Allowed DC Current , Test Time : 96 ± 2 Hours	Elec. no variation Appearance no deformation		

Product Series : GSFT	Brand : GOTREND
File Version : GSFT-SERIES-V1R6	Editor : Yinghui Guo
Established Date : 2023.05.19	Description : High Current Inductor
Latest Edit Date : 2024.03.15	Product Type : <input checked="" type="checkbox"/> Standard <input type="checkbox"/> Customize

Packaging Information :

Tape Dimension Schematic Diagram (mm):

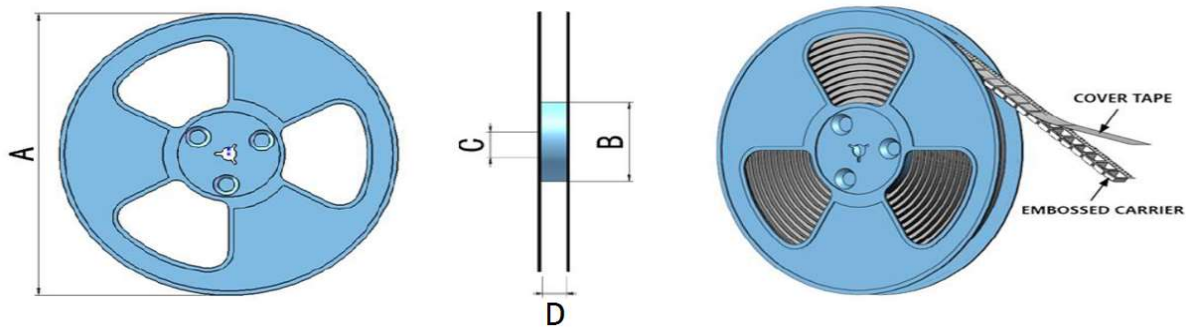


SIZE/mm	W (+/-0.1)	P (+/-0.1)	A0 (+/-0.1)	B0 (+/-0.1)	K0 (+/-0.1)	T (+/-0.05)	F (+/-0.1)
141265PH	8.0	4.0	1.5	1.7	0.8	0.25	3.5
141208PH	8.0	4.0	1.5	1.7	1.0	0.25	3.5
160808PH	8.0	4.0	1.1	1.9	1.0	0.25	3.5
201208PH	8.0	4.0	1.5	2.3	1.0	0.25	3.5
201210PH	8.0	4.0	1.5	2.3	1.2	0.25	3.5
201608PH	8.0	4.0	1.9	2.3	1.0	0.25	3.5
201610PH	8.0	4.0	1.9	2.3	1.2	0.25	3.5
201610P	8.0	4.0	2.0	2.5	1.2	0.23	3.5
201612P	8.0	4.0	2.0	2.5	1.35	0.23	3.5
252010PH	8.0	4.0	2.4	2.9	1.2	0.25	3.5
252010P	8.0	4.0	2.45	2.9	1.35	0.24	3.5
252012PH	8.0	4.0	2.4	2.9	1.4	0.25	3.5
252012P	8.0	4.0	2.45	2.9	1.35	0.24	3.5
322510P	8.0	4.0	2.9	3.6	1.4	0.22	3.5
322512PH	8.0	4.0	2.9	3.6	1.4	0.25	3.5
322512P	8.0	4.0	2.9	3.6	1.4	0.22	3.5
322520P	8.0	4.0	2.9	3.6	2.2	0.22	3.5
353220PL	12.0	8.0	3.5	3.8	2.2	0.35	5.5
3012PL	12.0	8.0	3.5	3.5	1.4	0.35	5.5
4012P	12.0	8.0	4.5	4.5	1.5	0.35	5.5
4020PL	12.0	8.0	4.5	4.5	2.2	0.35	5.5
4020PS	12.0	8.0	4.5	4.5	2.2	0.35	5.5
4030PS	12.0	8.0	4.5	4.5	3.2	0.35	5.5
5030PS	12.0	8.0	6.0	5.8	3.3	0.35	5.5

Product Series : GSFT	Brand : GOTREND
File Version : GSFT-SERIES-V1R6	Editor : Yinghui Guo
Established Date : 2023.05.19	Description : High Current Inductor
Latest Edit Date : 2024.03.15	Product Type : <input checked="" type="checkbox"/> Standard <input type="checkbox"/> Customize

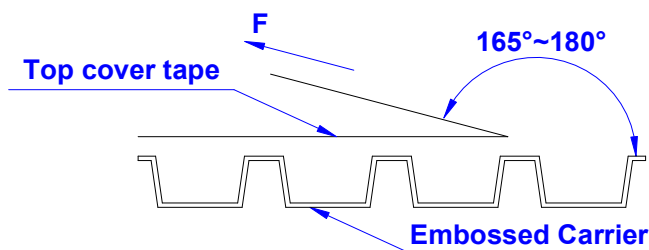
Packaging Information :

Reel Dimension Schematic Diagram (mm) :



SIZE/mm	REEL SIZE	A (+/-2.0)	B (+/-2.0)	C (+/-0.5)	D (+/-1.5)	QTY / REEL
141265PH	7" × 8 mm	178	60	13	8.4	3000 PCS
141208PH	7" × 8 mm	178	60	13	8.4	3000 PCS
160808PH	7" × 8 mm	178	60	13	8.4	3000 PCS
201208PH	7" × 8 mm	178	60	13	8.4	3000 PCS
201210PH	7" × 8 mm	178	60	13	8.4	3000 PCS
201608PH	7" × 8 mm	178	60	13	8.4	3000 PCS
201610PH	7" × 8 mm	178	60	13	8.4	3000 PCS
201610P	7" × 8 mm	178	60	13	8.4	2000 PCS
201612P	7" × 8 mm	178	60	13	8.4	2000 PCS
252010PH	7" × 8 mm	178	60	13	8.4	3000 PCS
252010P	7" × 8 mm	178	60	13	8.4	2000 PCS
252012PH	7" × 8 mm	178	60	13	8.4	3000 PCS
252012P	7" × 8 mm	178	60	13	8.4	2000 PCS
322510P	7" × 8 mm	178	60	13	8.4	2000 PCS
322512PH	7" × 8 mm	178	60	13	8.4	3000 PCS
322512P	7" × 8 mm	178	60	13	8.4	2000 PCS
322520P	7" × 8 mm	178	60	13	8.4	2000 PCS
353220PL	13" × 12 mm	330	100	13	12.4	3000 PCS
3012PL	13" × 12 mm	330	100	13	12.4	4000 PCS
4012P	13" × 12 mm	330	100	13	12.4	4000 PCS
4020PL	13" × 12 mm	330	100	13	12.4	3000 PCS
4020PS	13" × 12 mm	330	100	13	12.4	3000 PCS
4030PS	13" × 12 mm	330	100	13	12.4	2000 PCS
5030PS	13" × 12 mm	330	100	13	12.4	2000 PCS

Tearing Off Force Schematic Diagram :



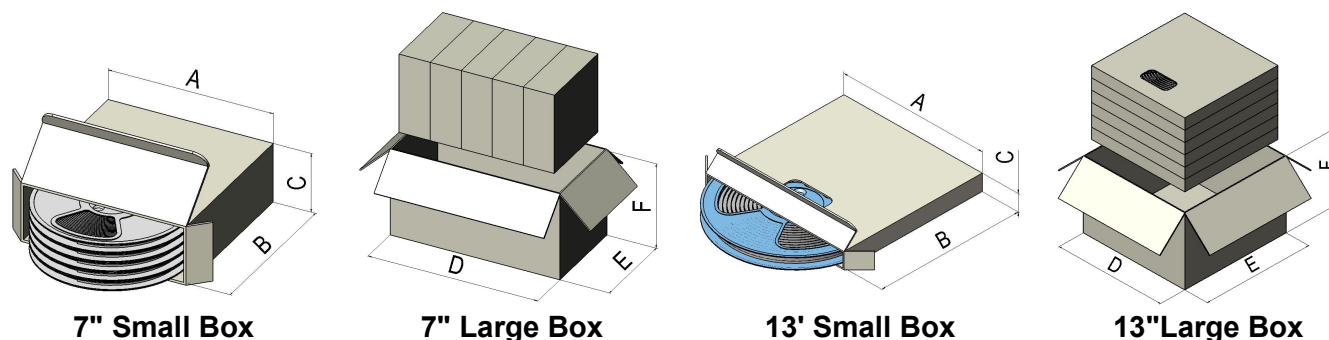
The force for tearing off cover tape is 10 to 130 grams in the arrow direction under the following conditions (referenced ANSI / EIA - 481 - D - 2008 of 4.11 standard).

Room Temp. (°C)	Room Humidity (%)	Room Atm. (hPa)	Tearing Speed (mm)
5 ~ 35	45 ~ 85	860 ~ 1060	300 +/-10%

Product Series : GSFT	Brand : GOTREND
File Version : GSFT-SERIES-V1R6	Editor : Yinghui Guo
Established Date : 2023.05.19	Description : High Current Inductor
Latest Edit Date : 2024.03.15	Product Type : <input checked="" type="checkbox"/> Standard <input type="checkbox"/> Customize

Packaging Information :

Box Package Schematic Diagram :



7" Small Box

7" Large Box

13" Small Box

13" Large Box

SIZE/mm	Reels size	A	B	C	Large Box size	D	E	F	Reels in Small Box (QTY)	Small Box in Large Box(QTY)
141265PH	7"	190	195	75	7"	408	210	220	5(15000)	8(120000)
141208PH	7"	190	195	75	7"	408	210	220	5(15000)	8(120000)
160808PH	7"	190	195	75	7"	408	210	220	5(15000)	8(120000)
201208PH	7"	190	195	75	7"	408	210	220	5(15000)	8(120000)
201210PH	7"	190	195	75	7"	408	210	220	5(15000)	8(120000)
201608PH	7"	190	195	75	7"	408	210	220	5(15000)	8(120000)
201610PH	7"	190	195	75	7"	408	210	220	5(15000)	8(120000)
201610P	7"	190	195	75	7"	408	210	220	5(10000)	8(80000)
201612P	7"	190	195	75	7"	408	210	220	5(10000)	8(80000)
252010PH	7"	190	195	75	7"	408	210	220	5(15000)	8(120000)
252010P	7"	190	195	75	7"	408	210	220	5(10000)	8(80000)
252012PH	7"	190	195	75	7"	408	210	220	5(15000)	8(120000)
252012P	7"	190	195	75	7"	408	210	220	5(10000)	8(80000)
322510P	7"	190	195	75	7"	408	210	220	5(10000)	8(80000)
322512PH	7"	190	195	75	7"	408	210	220	5(15000)	8(120000)
322512P	7"	190	195	75	7"	408	210	220	5(10000)	8(80000)
322520P	7"	190	195	75	7"	408	210	220	5(10000)	8(80000)
353220PL	13"	335	335	40	13"	350	350	220	2(6000)	5(30000)
3012PL	13"	335	335	40	13"	350	350	220	2(8000)	5(40000)
4012P	13"	335	335	40	13"	350	350	220	2(8000)	5(40000)
4020PL	13"	335	335	40	13"	350	350	220	2(6000)	5(30000)
4020PS	13"	335	335	40	13"	350	350	220	2(6000)	5(30000)
4030PS	13"	335	335	40	13"	350	350	220	2(2000)	5(10000)
5030PS	13"	335	335	40	13"	350	350	220	2(2000)	5(10000)